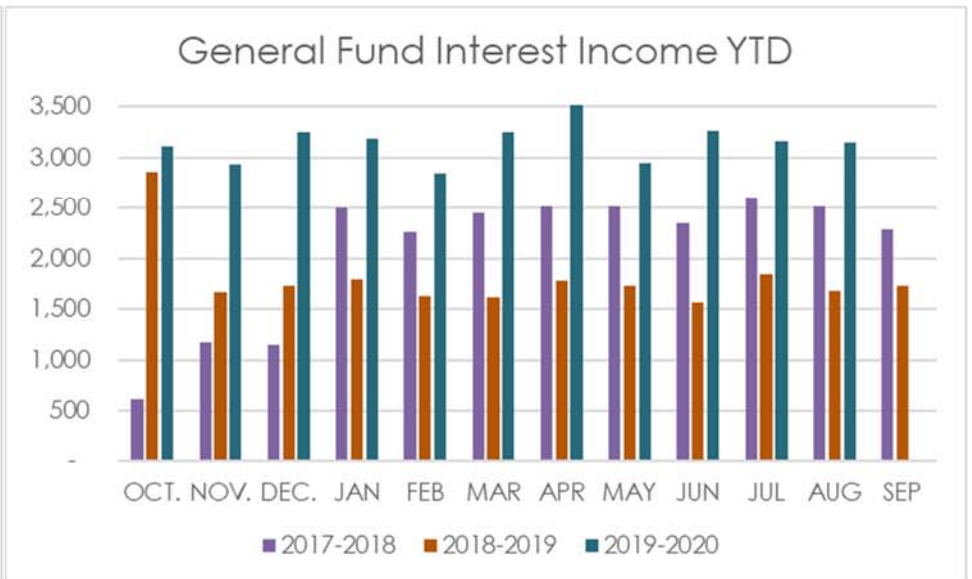
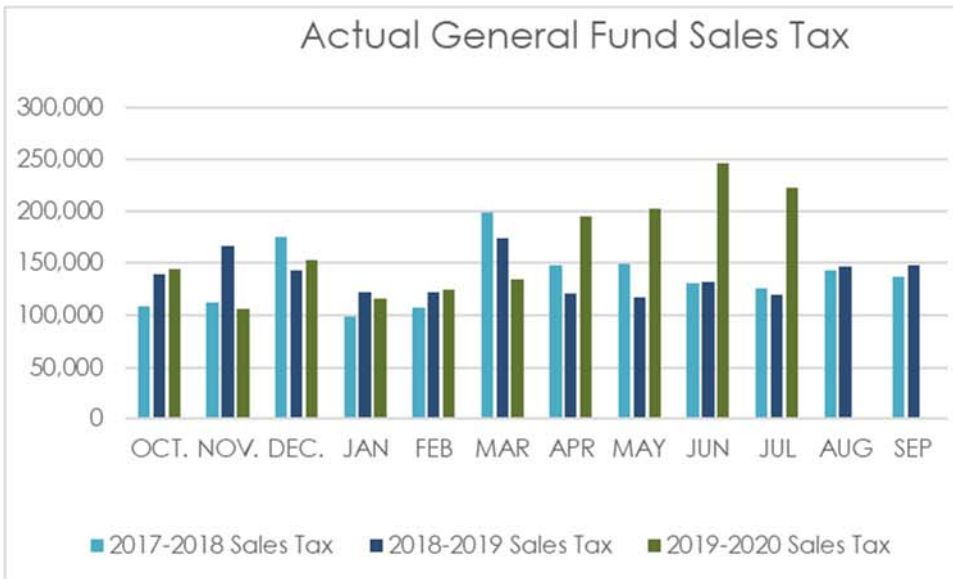
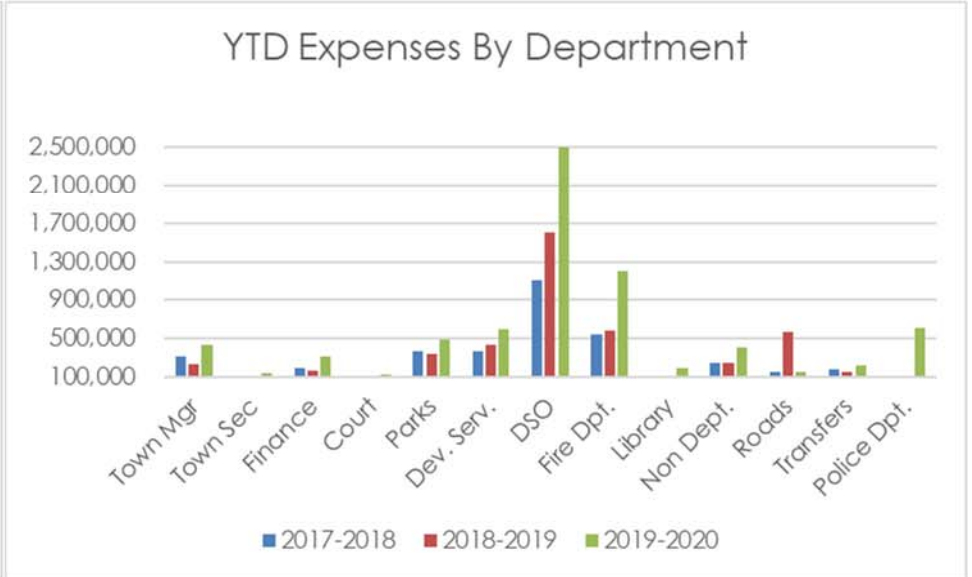
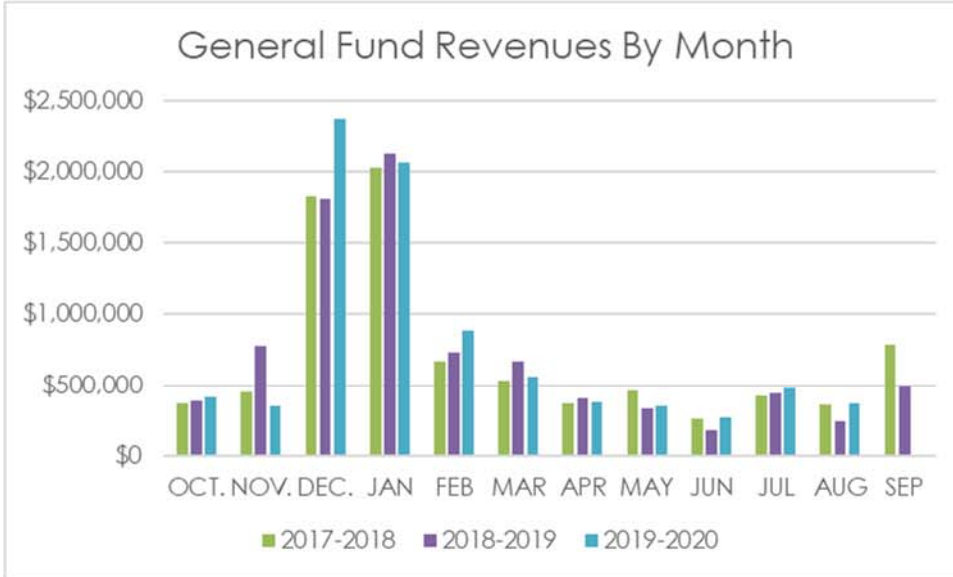


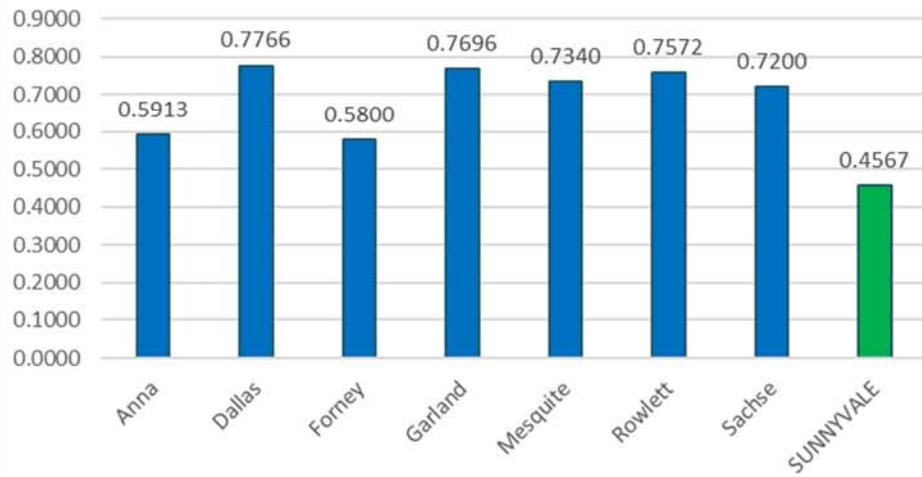


Monthly Report: August 2020

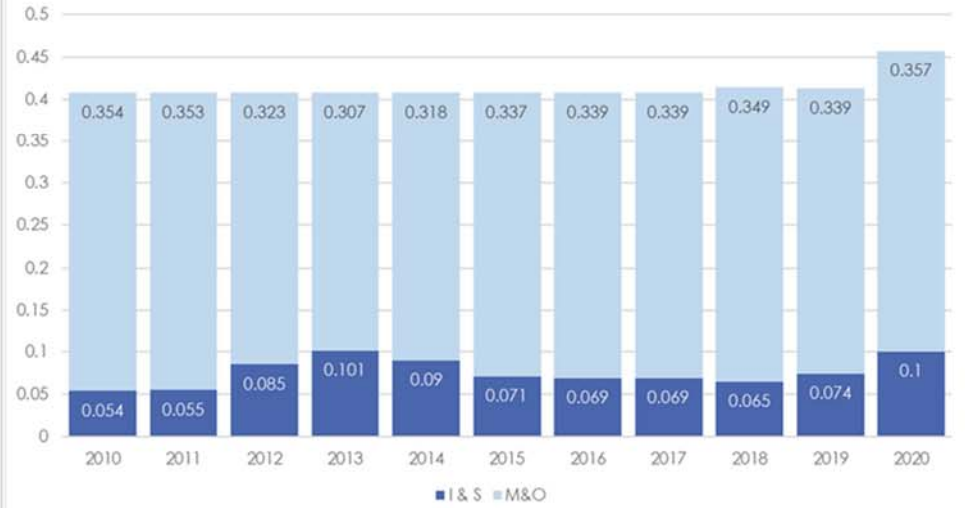
Department: Finance



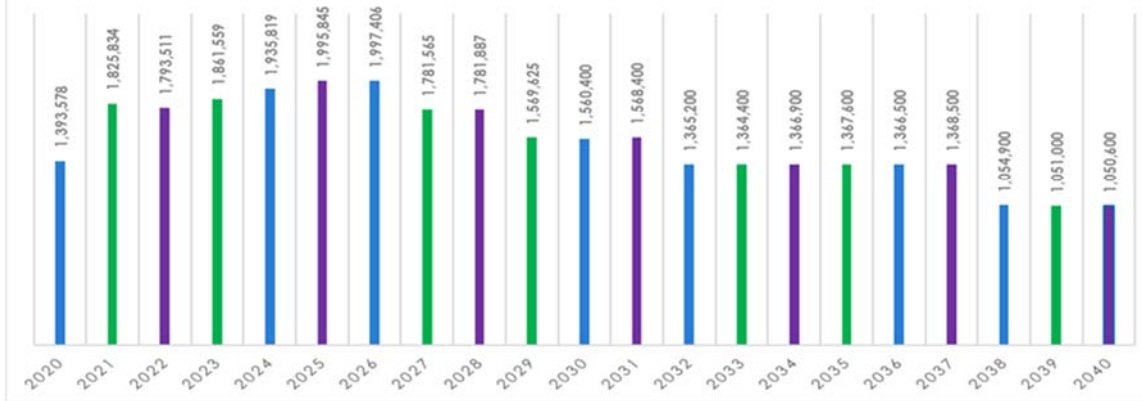
2019 City Tax Rate Comparison



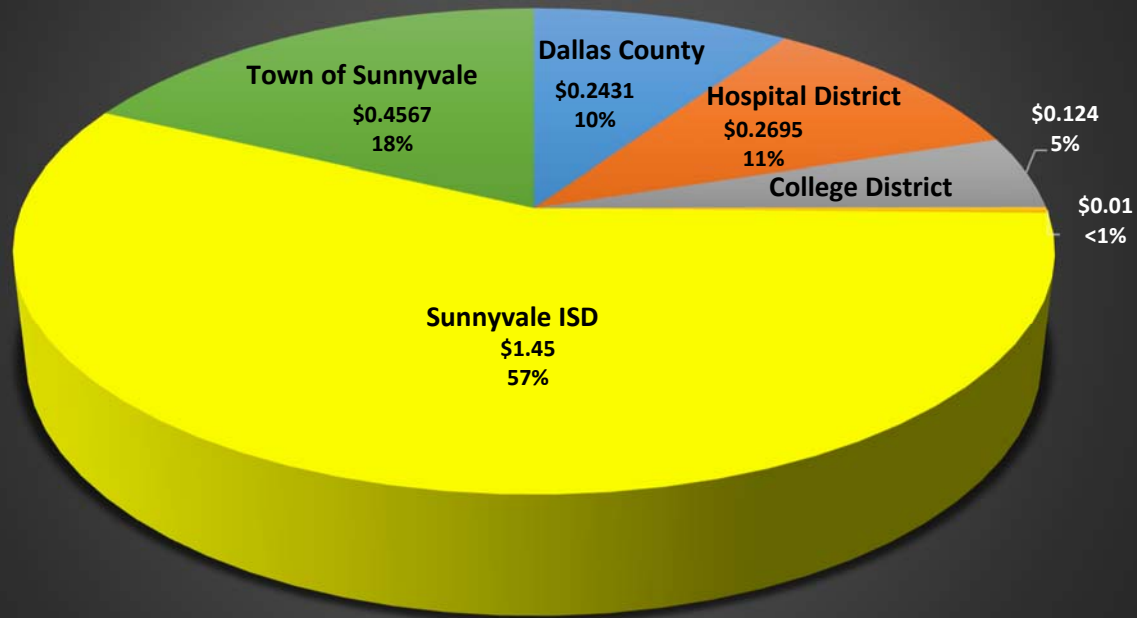
Tax Rate Components



NET AGGREGATE TAX SUPPORTED DEBT PAYMENTS



2019 Property Tax Rate Components \$2.5533




Key Achievements and Projects for the Month of August 2020

- | | | | |
|---|--|--|--|
| 1 | S&P Global Raing "AA" | | |
| 2 | Prepared 2020-2021 budget documents | | |
| 3 | Prepared tax rate documents for Town Council | | |
| 4 | 177 days in operating expenses or 5.9 months | | |

COLLINS ROAD PHASE I				
08/31/20	Funding Plan	Life To Date	YTD Interest	Remaining
ROW	1,299,826	1,299,826		0
Engineering	557,512	557,512		0
Glen Thurman	8,131,404	3,553,599		4,577,805
Alliance Geotechnical Group	59,556	18,676		40,879
Other Misc. Costs	4,695	4,695		0
Horton Tree Service	30,000	30,000		0
Total Construction & ROW	10,082,993	5,464,308	0	4,618,684
General Fund 50% Eng.	278,756	278,756		0
Dallas Co. 50% Eng.	278,756	278,756		0
Dallas Co. Current	3,480,000	1,696,458		1,783,542
Series 2017 CO's	4,426,091	3,171,080	25,184	1,280,196
PY General Fund Contribution	1,870	39,258		(37,389)
Roadway Impact	1,559,160	0	-25,184	1,533,976
Homestead Amenities	58,360			58,360
Total Sources of Funds	10,082,993	5,464,308	0	4,618,684
6,324,237	Town Portion	3,489,094		
	Dallas County Portion	1,975,214		
	Total Cost To Date	5,464,308		

All Fund Balance Summaries Aug. 31, 2020

	All Fund Balance Summaries Aug. 31, 2020							
	Beginning Fund Balance	2019- 2020 Revenues	2019-2020 Bond Proceeds	Transfer In	2019 - 2020 Expenses	Transfers Out/Bond Proceeds	Revenues Over/Under Expenditures	Ending Fund Balance
11 General Fund - Unassigned	5,697,140	8,275,185		268,000	(7,325,118)	(53,260)	1,164,806	6,861,947
11 General Fund - Assigned	825,984					(185,000)	(185,000)	640,984
12 General Fund Economic Development		2,369,571			(25)		2,369,546	2,369,546
21 Waterworks Fund Working Capital	3,817,204	5,358,219			(4,311,686)	(25,000)	1,021,533	4,838,737
24 Debt Service Fund	328,550	1,282,110	19,330,653	31,082	(1,664,424)	(19,104,000)	(124,579)	203,971
25 Roadway Impact Fund	1,846,753	285,882					285,882	2,132,635
28 Water/Sewer Impact Fund	1,929,228	320,606			(242,866)		77,740	2,006,968
72 CIP - Collins Road 2017 CO's	5,310,970	25,184		811,579	(2,603,846)	(2,263,692)	(4,030,775)	1,280,195
72 CIP - Police Department 2019 TN's	3,500,000	75,624			(1,525,122)		(1,449,499)	2,050,501
72 CIP - Drainage Impr. 2019 CO's		28,373		6,349,000	(8,173)		6,369,200	6,369,200
72 CIP - Fire Station 2020 CO's		4,495		5,700,000			5,704,495	5,704,495
72 CIP - Sewer Lines 2020 CO's				3,456,000			3,456,000	3,456,000
72 CIP - TBD Infracture 2020 CO's				1,644,000			1,644,000	1,644,000
91 4A Economic Development Corporation	2,767,766	392,996		53,259	(372,114)	(2,414,534)	(2,340,391)	427,374
92 4B Economic Development Corporation	3,139,574	757,180			(512,448)	(228,000)	16,733	3,156,307
93 Homestead Amenities Fund	334,995	2,320					2,320	337,315
97 Special Revenue	197,437	253,660			(258,643)		(4,983)	192,454
98 PEG Capital Access Fund	69,062	478					478	69,540
Totals	29,764,663	19,431,885	19,330,653	18,312,920	(18,824,465)	(24,273,486)	13,977,508	43,742,171

TOWN OF SUNNYVALE
 REVENUE & EXPENSE REPORT (UNAUDITED)
 AS OF: AUGUST 31ST, 2020

11 -GENERAL FUND
 FINANCIAL SUMMARY

91.67% OF FISCAL YEAR

	CURRENT BUDGET	CURRENT PERIOD	YEAR TO DATE ACTUAL	% OF BUDGET	BUDGET BALANCE
<u>REVENUE SUMMARY</u>					
5100-TAXES	7,474,010.00	277,895.03	7,121,200.04	95.28	352,809.96
5300-PERMITS, FEES & FINE	1,002,617.00	91,165.98	1,368,166.23	136.46 (365,549.23)
5500-OTHER REVENUES	<u>58,180.00</u>	<u>7,039.66</u>	<u>53,818.52</u>	<u>92.50</u>	<u>4,361.48</u>
TOTAL REVENUES	<u>8,534,807.00</u>	<u>376,100.67</u>	<u>8,543,184.79</u>	<u>100.10 (</u>	<u>8,377.79)</u>
<u>EXPENDITURE SUMMARY</u>					
01-TOWN MGR	509,170.00	37,295.92	437,829.33	85.99	71,340.67
02-TOWN SECRETARY	149,897.00	12,932.71	133,225.60	88.88	16,671.40
03-FINANCE	342,983.00	21,379.74	305,899.38	89.19	37,083.62
04-COURT	171,980.00	9,562.88	128,770.43	74.88	43,209.57
05-PARKS & STREETS	623,730.00	40,030.45	484,432.23	77.67	139,297.77
06-DEVELOPMENT SERVICES	843,571.00	56,616.23	597,642.25	70.85	245,928.75
07-CONTRACT POLICE	2,737,961.00	224,407.08	2,510,243.76	91.68	227,717.24
08-FIRE & EMS	1,394,580.00	124,937.71	1,204,182.15	86.35	190,397.85
09-LIBRARY	223,925.00	14,338.49	189,010.60	84.41	34,914.40
10-NON-DEPARTMENTAL	565,854.00	27,506.26	405,059.47	71.58	160,794.53
11-ROAD MAINTENANCE	703,247.00	43,835.62	147,161.65	20.93	556,085.35
12-TRANSFER OUT	328,260.00	0.00	222,897.69	67.90	105,362.31
14-POLICE DEPARTMENT	<u>1,110,417.00</u>	<u>94,158.81</u>	<u>612,023.82</u>	<u>55.12</u>	<u>498,393.18</u>
TOTAL EXPENDITURES	<u>9,705,575.00</u>	<u>707,001.90</u>	<u>7,378,378.36</u>	<u>76.02</u>	<u>2,327,196.64</u>
REVENUES OVER/ (UNDER) EXPENDITURES	(1,170,768.00)	(330,901.23)	1,164,806.43	(2,335,574.43)

TOWN OF SUNNYVALE
 REVENUE & EXPENSE REPORT (UNAUDITED)
 AS OF: AUGUST 31ST, 2020

11 -GENERAL FUND

91.67% OF FISCAL YEAR

REVENUES	CURRENT BUDGET	CURRENT PERIOD	YEAR TO DATE ACTUAL	% OF BUDGET	BUDGET BALANCE
<u>5100-TAXES</u>					
11-5111 CURRENT YEAR TAXES	4,442,669.00	13,428.07	4,564,137.41	102.73 (121,468.41)
11-5112 DELINQUENT TAXES - 1 YEAR	7,500.00	33.22	(20,227.69)	269.70-	27,727.69
11-5113 DELINQUENT TAXES - 2 YEARS	5,821.00	128.43	8,666.88	148.89 (2,845.88)
11-5114 DELINQUENT TAXES - 3 YEARS	5,042.00	0.00	5,108.82	101.33 (66.82)
11-5115 DELINQUENT TAXES-OVER 3 YEARS	2,500.00	0.00	647.85	25.91	1,852.15
11-5120 PENALTY & INTEREST AD VALOREM	8,693.00	(7,005.49)	20,538.51	236.26 (11,845.51)
11-5121 SPECIAL ASSESSMENT	53,260.00	0.00	53,259.43	100.00	0.57
11-5130 FRANCHISE TAXES - OTHER	81,900.00	16,765.59	61,928.43	75.61	19,971.57
11-5131 FRANCHISE TAXES - ELECTRIC	596,000.00	0.00	402,074.86	67.46	193,925.14
11-5132 FRANCHISE TAXES - GAS	222,000.00	0.00	221,931.05	99.97	68.95
11-5133 FRANCHISE - SOLID WASTE	108,000.00	7,216.49	86,946.33	80.51	21,053.67
11-5135 ALCOHOLIC BEVERAGE TAX	0.00	0.00	4,520.40	0.00 (4,520.40)
11-5140 SALES TAX RECEIPTS	1,940,625.00	247,328.72	1,711,667.76	88.20	228,957.24
TOTAL 5100-TAXES	7,474,010.00	277,895.03	7,121,200.04	95.28	352,809.96
<u>5300-PERMITS, FEES & FINE</u>					
11-5311 BUILDING PERMITS	291,217.00	46,788.12	511,546.33	175.66 (220,329.33)
11-5312 ELEC/PLMBG/HEAT/AIR PERMITS	28,968.00	7,430.00	64,418.00	222.38 (35,450.00)
11-5313 ZONING & PLAT PERMITS	14,956.00	4,105.00	31,940.00	213.56 (16,984.00)
11-5314 HEALTH PERMITS	5,000.00	0.00	3,800.00	76.00	1,200.00
11-5315 OTHER PERMITS	32,356.00	7,391.20	73,222.80	226.30 (40,866.80)
11-5316 CONTRACTOR'S REGISTRATION FEES	16,000.00	2,100.00	20,875.00	130.47 (4,875.00)
11-5317 DEVELOPER 3% FEE FOR ENGINEER	18,000.00	0.00	37,452.30	208.07 (19,452.30)
11-5319 ENGINEERING RELATED FEES	4,000.00	0.00	3,000.00	75.00	1,000.00
11-5321 LIBRARY FINES	1,000.00	171.00	756.94	75.69	243.06
11-5322 COURT FINES & FEES	168,000.00	10,382.05	177,950.33	105.92 (9,950.33)
11-5336 DSO ARREST/WARRANT FEES	28,800.00	2,585.80	39,989.83	138.85 (11,189.83)
11-5350 ADM.FEES/DEF DR FEES/OTHER FEE	16,320.00	401.70	12,098.60	74.13	4,221.40
11-5360 AMBULANCE BILLING REVENUE	95,000.00	8,926.11	114,149.85	120.16 (19,149.85)
11-5361 TOWN HALL/PARK RENTAL	11,000.00	175.00	4,805.00	43.68	6,195.00
11-5362 TOWN HALL CLEANING FEE	0.00	0.00	300.00	0.00 (300.00)
11-5363 ANIMAL CONTROL DONATIONS	1,000.00	100.00	815.00	81.50	185.00
11-5364 ANIMAL CONTROL/IMPOUND FEES	1,000.00	335.00	2,455.00	245.50 (1,455.00)
11-5365 CODE MOWING	2,000.00	275.00	591.25	29.56	1,408.75
11-5388 OPERATING TRANSFERS IN - WATER	25,000.00	0.00	25,000.00	100.00	0.00
11-5389 OPERATING TRANSFERS IN - 4A	15,000.00	0.00	15,000.00	100.00	0.00
11-5390 OPERATING TRANSFER IN 4B	228,000.00	0.00	228,000.00	100.00	0.00
TOTAL 5300-PERMITS, FEES & FINE	1,002,617.00	91,165.98	1,368,166.23	136.46 (365,549.23)
<u>5500-OTHER REVENUES</u>					
11-5510 INTEREST EARNED	20,000.00	3,143.66	38,677.42	193.39 (18,677.42)
11-5513 GRANT REVENUE	10,000.00	0.00	6,523.00	65.23	3,477.00
11-5516 LIBRARY GRANT FUNDS	800.00	0.00	621.00	77.63	179.00
11-5520 MISCELLANEOUS REVENUE	24,880.00	3,896.00	5,545.85	22.29	19,334.15
11-5525 GAIN/LOSS ON SALE OF ASSETS	2,500.00	0.00	2,451.25	98.05	48.75
TOTAL 5500-OTHER REVENUES	58,180.00	7,039.66	53,818.52	92.50	4,361.48
TOTAL REVENUES	8,534,807.00	376,100.67	8,543,184.79	100.10 (8,377.79)

TOWN OF SUNNYVALE
REVENUE & EXPENSE REPORT (UNAUDITED)
AS OF: AUGUST 31ST, 2020

11 -GENERAL FUND

91.67% OF FISCAL YEAR

REVENUES	CURRENT BUDGET	CURRENT PERIOD	YEAR TO DATE ACTUAL	% OF BUDGET	BUDGET BALANCE
	=====	=====	=====	=====	=====

TOWN OF SUNNYVALE
 REVENUE & EXPENSE REPORT (UNAUDITED)
 AS OF: AUGUST 31ST, 2020

11 -GENERAL FUND
 01-TOWN MGR

91.67% OF FISCAL YEAR

DEPARTMENTAL EXPENDITURES	CURRENT BUDGET	CURRENT PERIOD	YEAR TO DATE ACTUAL	% OF BUDGET	BUDGET BALANCE
<u>LABOR AND BENEFITS</u>					
11-601-6000 WAGES & SALARIES	250,833.00	23,389.32	240,211.90	95.77	10,621.10
11-601-6001 OVERTIME	0.00	0.00	391.65	0.00 (391.65)
11-601-6002 TMRS	40,300.00	2,949.48	31,870.78	79.08	8,429.22
11-601-6003 BUY BACK	15,700.00	0.00	9,396.00	59.85	6,304.00
11-601-6004 PAYROLL TAXES	25,700.00	1,833.26	17,020.60	66.23	8,679.40
11-601-6005 EMPLOYEE INSURANCE	15,050.00	1,264.81	13,820.64	91.83	1,229.36
11-601-6006 WORKERS COMP	900.00	0.00	823.00	91.44	77.00
11-601-6007 UNEMPLOYMENT	540.00	0.00	577.15	106.88 (37.15)
11-601-6008 OTHER COMPENSATION	15,000.00	384.60	6,538.30	43.59	8,461.70
11-601-6009 CAR/MILEAGE ALLOWANCE	<u>9,000.00</u>	<u>750.00</u>	<u>8,250.00</u>	<u>91.67</u>	<u>750.00</u>
TOTAL LABOR AND BENEFITS	373,023.00	30,571.47	328,900.02	88.17	44,122.98
<u>SUPPLIES AND MATERIALS</u>					
11-601-6103 TELEPHONE	1,440.00	55.40	803.30	55.78	636.70
11-601-6208 COMMUNITY EVENTS	<u>8,000.00</u>	<u>0.00</u>	<u>4,274.09</u>	<u>53.43</u>	<u>3,725.91</u>
TOTAL SUPPLIES AND MATERIALS	9,440.00	55.40	5,077.39	53.79	4,362.61
<u>CONTRACTUAL SERVICES</u>					
11-601-6402 LEGAL FEES	<u>95,000.00</u>	<u>5,851.28</u>	<u>82,061.70</u>	<u>86.38</u>	<u>12,938.30</u>
TOTAL CONTRACTUAL SERVICES	95,000.00	5,851.28	82,061.70	86.38	12,938.30
<u>TRAINING/DUES/SUBSCRIPT</u>					
11-601-6500 DUES AND SUBSCRIPTIONS	5,157.00	0.00	5,643.50	109.43 (486.50)
11-601-6501 TRAINING	9,000.00	562.14	6,917.38	76.86	2,082.62
11-601-6503 MAYOR & COUNCIL EXPENSE	<u>17,550.00</u>	<u>255.63</u>	<u>9,229.34</u>	<u>52.59</u>	<u>8,320.66</u>
TOTAL TRAINING/DUES/SUBSCRIPT	31,707.00	817.77	21,790.22	68.72	9,916.78
<u>CAPITAL OUTLAYS & PROJEC</u>					
TOTAL 01-TOWN MGR	509,170.00	37,295.92	437,829.33	85.99	71,340.67

TOWN OF SUNNYVALE
 REVENUE & EXPENSE REPORT (UNAUDITED)
 AS OF: AUGUST 31ST, 2020

11 -GENERAL FUND
 02-TOWN SECRETARY

91.67% OF FISCAL YEAR

DEPARTMENTAL EXPENDITURES	CURRENT BUDGET	CURRENT PERIOD	YEAR TO DATE ACTUAL	% OF BUDGET	BUDGET BALANCE
<u>LABOR AND BENEFITS</u>					
11-602-6000 WAGES AND SALARIES	65,490.00	5,091.52	61,161.48	93.39	4,328.52
11-602-6002 TMRS	7,915.00	617.64	7,419.21	93.74	495.79
11-602-6004 PAYROLL TAXES	5,020.00	351.44	4,222.20	84.11	797.80
11-602-6005 EMPLOYEE INSURANCE	7,620.00	557.93	6,900.93	90.56	719.07
11-602-6006 WORKERS COMP	175.00	0.00	155.97	89.13	19.03
11-602-6007 UNEMPLOYMENT	200.00	0.00	144.00	72.00	56.00
TOTAL LABOR AND BENEFITS	86,420.00	6,618.53	80,003.79	92.58	6,416.21
<u>SUPPLIES AND MATERIALS</u>					
11-602-6103 TELEPHONE	1,220.00	92.40	1,065.34	87.32	154.66
11-602-6207 SMALL TOOL & EQUIPMENT	100.00	0.00	42.18	42.18	57.82
11-602-6208 AWARDS & PLAQUES	3,750.00	116.80	1,686.90	44.98	2,063.10
TOTAL SUPPLIES AND MATERIALS	5,070.00	209.20	2,794.42	55.12	2,275.58
<u>CONTRACTUAL SERVICES</u>					
11-602-6400 COLLECTION FEES	5,000.00	0.00	4,848.75	96.98	151.25
11-602-6404 APPRAISAL FEES	20,122.00	0.00	20,122.00	100.00	0.00
11-602-6406 ELECTION SERVICES	6,985.00	0.00	2,433.68	34.84	4,551.32
11-602-6407 ADVERTISING & LEGAL PUBLICATIO	18,000.00	5,682.75	16,825.32	93.47	1,174.68
11-602-6408 CODITICATION/FILING FEES	1,500.00	395.00	395.00	26.33	1,105.00
TOTAL CONTRACTUAL SERVICES	51,607.00	6,077.75	44,624.75	86.47	6,982.25
<u>TRAINING/DUES/SUBSCRIPT</u>					
11-602-6500 DUES AND SUBSCRIPTIONS	4,000.00	16.23	3,973.30	99.33	26.70
11-602-6501 EMPLOYEE TRAINING	2,800.00	11.00	1,829.34	65.33	970.66
TOTAL TRAINING/DUES/SUBSCRIPT	6,800.00	27.23	5,802.64	85.33	997.36
<u>CAPITAL OUTLAYS & PROJEC</u>					
TOTAL 02-TOWN SECRETARY	149,897.00	12,932.71	133,225.60	88.88	16,671.40

TOWN OF SUNNYVALE
 REVENUE & EXPENSE REPORT (UNAUDITED)
 AS OF: AUGUST 31ST, 2020

11 -GENERAL FUND
 03-FINANCE

91.67% OF FISCAL YEAR

DEPARTMENTAL EXPENDITURES	CURRENT BUDGET	CURRENT PERIOD	YEAR TO DATE ACTUAL	% OF BUDGET	BUDGET BALANCE
<u>LABOR AND BENEFITS</u>					
11-603-6000 WAGES AND SALARIES	214,900.00	16,345.44	193,729.60	90.15	21,170.40
11-603-6002 TMRS	27,500.00	1,968.08	24,374.60	88.63	3,125.40
11-603-6003 BUY BACK	13,950.00	0.00	8,729.21	62.57	5,220.79
11-603-6004 PAYROLL TAXES	17,510.00	1,199.80	14,880.61	84.98	2,629.39
11-603-6005 EMPLOYEE INSURANCE	23,100.00	1,811.02	21,075.68	91.24	2,024.32
11-603-6006 WORKERS COMPENSATION	575.00	0.00	559.70	97.34	15.30
11-603-6007 UNEMPLOYMENT	<u>540.00</u>	<u>0.00</u>	<u>432.00</u>	<u>80.00</u>	<u>108.00</u>
TOTAL LABOR AND BENEFITS	298,075.00	21,324.34	263,781.40	88.49	34,293.60
<u>SUPPLIES AND MATERIALS</u>					
11-603-6103 TELEPHONE/CABLE	720.00	55.40	664.80	92.33	55.20
11-603-6203 GENERAL OPERATING SUPPLIES	500.00	0.00	204.38	40.88	295.62
11-603-6205 PREPRINTED FORMS/PRINTING	<u>500.00</u>	<u>0.00</u>	<u>500.00</u>	<u>100.00</u>	<u>0.00</u>
TOTAL SUPPLIES AND MATERIALS	1,720.00	55.40	1,369.18	79.60	350.82
<u>CONTRACTUAL SERVICES</u>					
11-603-6405 CONTRACTS - PROFESSIONAL SER	<u>40,688.00</u>	<u>0.00</u>	<u>38,300.00</u>	<u>94.13</u>	<u>2,388.00</u>
TOTAL CONTRACTUAL SERVICES	40,688.00	0.00	38,300.00	94.13	2,388.00
<u>TRAINING/DUES/SUBSCRIPT</u>					
11-603-6500 DUES AND SUBSCRIPTIONS	500.00	0.00	975.00	195.00	(475.00)
11-603-6501 EMPLOYEE TRAINING	<u>2,000.00</u>	<u>0.00</u>	<u>1,473.80</u>	<u>73.69</u>	<u>526.20</u>
TOTAL TRAINING/DUES/SUBSCRIPT	2,500.00	0.00	2,448.80	97.95	51.20
TOTAL 03-FINANCE	342,983.00	21,379.74	305,899.38	89.19	37,083.62

TOWN OF SUNNYVALE
REVENUE & EXPENSE REPORT (UNAUDITED)
AS OF: AUGUST 31ST, 2020

11 -GENERAL FUND
04-COURT

91.67% OF FISCAL YEAR

DEPARTMENTAL EXPENDITURES	CURRENT BUDGET	CURRENT PERIOD	YEAR TO DATE ACTUAL	% OF BUDGET	BUDGET BALANCE
<u>LABOR AND BENEFITS</u>					
11-604-6000 WAGES AND SALARIES	68,980.00	5,424.32	61,846.30	89.66	7,133.70
11-604-6001 OVERTIME	3,000.00	0.00	516.60	17.22	2,483.40
11-604-6002 TMRS	8,600.00	650.92	7,483.49	87.02	1,116.51
11-604-6004 PAYROLL TAXES	5,500.00	414.92	4,761.74	86.58	738.26
11-604-6005 EMPLOYEE INSURANCE	15,100.00	1,263.50	13,079.71	86.62	2,020.29
11-604-6006 WORKERS COMPENSATION	200.00	0.00	171.08	85.54	28.92
11-604-6007 UNEMPLOYMENT	400.00	0.00	288.00	72.00	112.00
TOTAL LABOR AND BENEFITS	101,780.00	7,753.66	88,146.92	86.61	13,633.08
<u>SUPPLIES AND MATERIALS</u>					
11-604-6201 OFFICE SUPPLIES	5,300.00	109.22	2,402.09	45.32	2,897.91
TOTAL SUPPLIES AND MATERIALS	5,300.00	109.22	2,402.09	45.32	2,897.91
<u>CONTRACTUAL SERVICES</u>					
11-604-6402 LEGAL FEES & PROSECUTING ATTY	28,000.00	0.00	14,760.00	52.71	13,240.00
11-604-6406 MUNICIPAL COURT JUDGE	26,000.00	1,950.00	18,200.00	70.00	7,800.00
11-604-6407 JURY FEES	300.00	0.00	0.00	0.00	300.00
11-604-6408 OMNI-BASE COURT RELATED CHRGES	6,600.00	0.00	4,530.00	68.64	2,070.00
TOTAL CONTRACTUAL SERVICES	60,900.00	1,950.00	37,490.00	61.56	23,410.00
<u>TRAINING/DUES/SUBSCRIPT</u>					
11-604-6500 DUES AND SUBSCRIPTIONS	1,000.00	0.00	531.42	53.14	468.58
11-604-6501 EMPLOYEE TRAINING	3,000.00	(250.00)	200.00	6.67	2,800.00
TOTAL TRAINING/DUES/SUBSCRIPT	4,000.00	(250.00)	731.42	18.29	3,268.58
<u>CAPITAL OUTLAYS & PROJEC</u>					
TOTAL 04-COURT	171,980.00	9,562.88	128,770.43	74.88	43,209.57

TOWN OF SUNNYVALE
 REVENUE & EXPENSE REPORT (UNAUDITED)
 AS OF: AUGUST 31ST, 2020

11 -GENERAL FUND
 05-PARKS & STREETS

91.67% OF FISCAL YEAR

DEPARTMENTAL EXPENDITURES	CURRENT BUDGET	CURRENT PERIOD	YEAR TO DATE ACTUAL	% OF BUDGET	BUDGET BALANCE
<u>LABOR AND BENEFITS</u>					
11-605-6000 WAGES AND SALARIES	249,000.00	14,133.12	196,735.85	79.01	52,264.15
11-605-6001 OVERTIME	6,200.00	0.00	2,497.49	40.28	3,702.51
11-605-6002 TMRS	31,700.00	1,723.64	25,063.50	79.06	6,636.50
11-605-6003 BUY BACK	8,100.00	0.00	6,460.62	79.76	1,639.38
11-605-6004 PAYROLL TAXES	20,300.00	1,060.92	15,438.41	76.05	4,861.59
11-605-6005 EMPLOYEE INSURANCE	46,300.00	3,090.02	40,607.78	87.71	5,692.22
11-605-6006 WORKERS COMPENSATION	8,300.00	0.00	6,279.78	75.66	2,020.22
11-605-6007 UNEMPLOYMENT INSURANCE	<u>1,300.00</u>	<u>0.00</u>	<u>1,295.84</u>	<u>99.68</u>	<u>4.16</u>
TOTAL LABOR AND BENEFITS	371,200.00	20,007.70	294,379.27	79.30	76,820.73
<u>SUPPLIES AND MATERIALS</u>					
11-605-6102 WATER - PARKS	27,000.00	6,320.15	26,652.84	98.71	347.16
11-605-6103 TELEPHONE	4,350.00	230.60	3,168.85	72.85	1,181.15
11-605-6104 ELECTRICITY - PARK LIGHTS	5,500.00	232.13	3,146.88	57.22	2,353.12
11-605-6105 ELECTRIC - STREET LIGHTS	88,080.00	7,580.55	83,573.61	94.88	4,506.39
11-605-6203 GENERAL OPERATING SUPPLIES	4,000.00	0.00	228.46	5.71	3,771.54
11-605-6204 UNIFORMS AND ACCESSORIES	3,500.00	0.00	2,162.81	61.79	1,337.19
11-605-6205 PREPRINTED FORMS/PRINTING	350.00	0.00	336.84	96.24	13.16
11-605-6207 SMALL TOOLS AND EQUIP	3,500.00	0.00	628.97	17.97	2,871.03
11-605-6208 FUEL	<u>9,500.00</u>	<u>771.36</u>	<u>5,788.28</u>	<u>60.93</u>	<u>3,711.72</u>
TOTAL SUPPLIES AND MATERIALS	145,780.00	15,134.79	125,687.54	86.22	20,092.46
<u>CONTRACTUAL SERVICES</u>					
11-605-6301 VEHICLE REPAIRS & MAINT	3,000.00	66.99	1,858.00	61.93	1,142.00
11-605-6302 EQUIPMENT MAINT	12,000.00	1,867.89	5,163.31	43.03	6,836.69
11-605-6303 BUILDING MAINTENANCE	2,000.00	0.00	643.76	32.19	1,356.24
11-605-6305 BALLFIELD/PARKS MAINTENANCE	25,920.00	644.28	5,642.59	21.77	20,277.41
11-605-6308 CONTRACT - ENGINEERING	3,000.00	0.00	2,634.55	87.82	365.45
11-605-6407 CONTRACT MOWING	23,500.00	1,526.42	16,578.10	70.55	6,921.90
11-605-6408 CONTRACT TREE TRIMMING	3,500.00	0.00	0.00	0.00	3,500.00
11-605-6409 CONTRACT PORTABLES	4,200.00	334.13	3,914.71	93.21	285.29
11-605-6411 DALLAS CTY HHW PROGRAM	<u>6,510.00</u>	<u>448.25</u>	<u>6,367.41</u>	<u>97.81</u>	<u>142.59</u>
TOTAL CONTRACTUAL SERVICES	83,630.00	4,887.96	42,802.43	51.18	40,827.57
<u>TRAINING/DUES/SUBSCRIPT</u>					
11-605-6500 DUES AND SUBSCRIPTIONS	250.00	0.00	76.94	30.78	173.06
11-605-6501 EMPLOYEE TRAINING	2,870.00	0.00	441.91	15.40	2,428.09
11-605-6503 SPECIAL COMMUNITY EVENTS	<u>20,000.00</u>	<u>0.00</u>	<u>21,044.14</u>	<u>105.22</u>	<u>(1,044.14)</u>
TOTAL TRAINING/DUES/SUBSCRIPT	23,120.00	0.00	21,562.99	93.27	1,557.01
<u>CAPITAL OUTLAYS & PROJEC</u>					
TOTAL 05-PARKS & STREETS	623,730.00	40,030.45	484,432.23	77.67	139,297.77

TOWN OF SUNNYVALE
 REVENUE & EXPENSE REPORT (UNAUDITED)
 AS OF: AUGUST 31ST, 2020

11 -GENERAL FUND
 06-DEVELOPMENT SERVICES

91.67% OF FISCAL YEAR

DEPARTMENTAL EXPENDITURES	CURRENT BUDGET	CURRENT PERIOD	YEAR TO DATE ACTUAL	% OF BUDGET	BUDGET BALANCE
<u>LABOR AND BENEFITS</u>					
11-606-6000 WAGES AND SALARIES	467,000.00	32,945.44	396,394.57	84.88	70,605.43
11-606-6001 OVERTIME	4,500.00	587.77	3,364.31	74.76	1,135.69
11-606-6002 TMRS	56,750.00	3,947.27	48,204.01	84.94	8,545.99
11-606-6003 BUY BACK	16,430.00	0.00	11,637.78	70.83	4,792.22
11-606-6004 PAYROLL TAXES	37,315.00	2,469.10	30,288.79	81.17	7,026.21
11-606-6005 EMPLOYEE INSURANCE	53,800.00	3,632.91	45,787.65	85.11	8,012.35
11-606-6006 WORKERS COMPENSATION	4,600.00	0.00	3,543.96	77.04	1,056.04
11-606-6007 UNEMPLOYMENT	<u>1,460.00</u>	<u>0.00</u>	<u>1,105.93</u>	<u>75.75</u>	<u>354.07</u>
TOTAL LABOR AND BENEFITS	641,855.00	43,582.49	540,327.00	84.18	101,528.00
<u>SUPPLIES AND MATERIALS</u>					
11-606-6103 TELEPHONE	2,052.00	128.72	996.22	48.55	1,055.78
11-606-6204 UNIFORMS AND ACCESSORIES	1,200.00	0.00	203.93	16.99	996.07
11-606-6205 PREPRINTED FORMS/PRINTING	2,000.00	0.00	1,508.48	75.42	491.52
11-606-6207 SMALL TOOLS & EQUIPMENT	1,400.00	74.00	927.15	66.23	472.85
11-606-6208 FUEL	3,000.00	143.28	1,507.92	50.26	1,492.08
11-606-6209 A/C SUPPLY/OPERATING	8,600.00	1,557.72	5,898.76	68.59	2,701.24
11-606-6210 A/C SPAY/NEUTER VET	3,000.00	263.17	2,399.84	79.99	600.16
11-606-6211 A/C UTILITIES	<u>4,000.00</u>	<u>254.35</u>	<u>3,392.24</u>	<u>84.81</u>	<u>607.76</u>
TOTAL SUPPLIES AND MATERIALS	25,252.00	2,421.24	16,834.54	66.67	8,417.46
<u>CONTRACTUAL SERVICES</u>					
11-606-6301 VEHICLE MAINT	1,500.00	37.50	1,208.44	80.56	291.56
11-606-6308 CONTRACT-ENGINEERING	122,400.00	0.00	12,827.70	10.48	109,572.30
11-606-6408 CONTRACT - PLANNING SERVICES	6,564.00	10,575.00	10,575.00	161.11	(4,011.00)
11-606-6410 CONTRACT INSPECTIONS	<u>30,000.00</u>	<u>0.00</u>	<u>4,972.89</u>	<u>16.58</u>	<u>25,027.11</u>
TOTAL CONTRACTUAL SERVICES	160,464.00	10,612.50	29,584.03	18.44	130,879.97
<u>TRAINING/DUES/SUBSCRIPT</u>					
11-606-6500 DUES AND SUBSCRIPTIONS	9,500.00	0.00	7,999.00	84.20	1,501.00
11-606-6501 EMPLOYEE TRAINING	<u>6,500.00</u>	<u>0.00</u>	<u>2,897.68</u>	<u>44.58</u>	<u>3,602.32</u>
TOTAL TRAINING/DUES/SUBSCRIPT	16,000.00	0.00	10,896.68	68.10	5,103.32
<u>CAPITAL OUTLAYS & PROJEC</u>					
TOTAL 06-DEVELOPMENT SERVICES	843,571.00	56,616.23	597,642.25	70.85	245,928.75

TOWN OF SUNNYVALE
 REVENUE & EXPENSE REPORT (UNAUDITED)
 AS OF: AUGUST 31ST, 2020

11 -GENERAL FUND
 07-CONTRACT POLICE

91.67% OF FISCAL YEAR

DEPARTMENTAL EXPENDITURES	CURRENT BUDGET	CURRENT PERIOD	YEAR TO DATE ACTUAL	% OF BUDGET	BUDGET BALANCE
<u>LABOR AND BENEFITS</u>					
11-607-6005 EMPLOYEE INSURANCE	8,135.00	0.00	6,559.03	80.63	1,575.97
11-607-6006 WORKERS COMPENSATION	<u>36,903.00</u>	<u>0.00</u>	<u>35,206.85</u>	<u>95.40</u>	<u>1,696.15</u>
TOTAL LABOR AND BENEFITS	45,038.00	0.00	41,765.88	92.73	3,272.12
<u>SUPPLIES AND MATERIALS</u>					
<u>CONTRACTUAL SERVICES</u>					
11-607-6410 CONTRACT PATROL SERVICES	<u>2,692,923.00</u>	<u>224,407.08</u>	<u>2,468,477.88</u>	<u>91.67</u>	<u>224,445.12</u>
TOTAL CONTRACTUAL SERVICES	2,692,923.00	224,407.08	2,468,477.88	91.67	224,445.12
<u>CAPITAL OUTLAYS & PROJEC</u>					
TOTAL 07-CONTRACT POLICE	2,737,961.00	224,407.08	2,510,243.76	91.68	227,717.24

TOWN OF SUNNYVALE
 REVENUE & EXPENSE REPORT (UNAUDITED)
 AS OF: AUGUST 31ST, 2020

11 -GENERAL FUND
 08-FIRE & EMS

91.67% OF FISCAL YEAR

DEPARTMENTAL EXPENDITURES	CURRENT BUDGET	CURRENT PERIOD	YEAR TO DATE ACTUAL	% OF BUDGET	BUDGET BALANCE
<u>LABOR AND BENEFITS</u>					
11-608-6000 WAGES AND SALARIES	851,500.00	61,149.33	744,306.95	87.41	107,193.05
11-608-6001 OVERTIME	62,425.00	7,238.68	70,184.23	112.43 (7,759.23)
11-608-6002 TMRS	90,250.00	6,937.96	82,576.61	91.50	7,673.39
11-608-6004 PAYROLL TAXES	70,200.00	5,192.48	61,371.03	87.42	8,828.97
11-608-6005 EMPLOYEE INSURANCE	84,525.00	6,920.51	77,879.09	92.14	6,645.91
11-608-6006 WORKERS COMPENSATION	19,100.00	0.00	18,941.26	99.17	158.74
11-608-6007 UNEMPLOYMENT	6,500.00	0.00	2,151.41	33.10	4,348.59
TOTAL LABOR AND BENEFITS	1,184,500.00	87,438.96	1,057,410.58	89.27	127,089.42
<u>SUPPLIES AND MATERIALS</u>					
11-608-6100 ELECTRICITY	7,500.00	699.60	6,519.43	86.93	980.57
11-608-6101 NATURAL GAS	2,080.00	54.45	971.09	46.69	1,108.91
11-608-6102 WATER	3,400.00	305.79	3,358.97	98.79	41.03
11-608-6103 TELEPHONECABLE	6,600.00	430.16	5,150.75	78.04	1,449.25
11-608-6202 FIRE PREVENTION SUPPLIES	1,500.00	0.00	753.43	50.23	746.57
11-608-6203 GENERAL OPERATING SUPPLIES	7,000.00	171.85	5,557.85	79.40	1,442.15
11-608-6204 UNIFORMS AND ACCESSORIES	5,000.00	977.68	4,912.69	98.25	87.31
11-608-6205 PERSONAL PROTECTION GEAR	18,000.00	0.00	5,606.01	31.14	12,393.99
11-608-6207 SMALL TOOLS AND EQUIPMENT	4,000.00	0.00	1,133.04	28.33	2,866.96
11-608-6208 FUEL	12,000.00	889.01	9,998.60	83.32	2,001.40
11-608-6209 MEDICAL SUPPLIES	15,000.00	1,811.17	14,629.71	97.53	370.29
11-608-6210 EMERGENCY MGMT	13,500.00	0.00	1,733.70	12.84	11,766.30
TOTAL SUPPLIES AND MATERIALS	95,580.00	5,339.71	60,325.27	63.11	35,254.73
<u>CONTRACTUAL SERVICES</u>					
11-608-6300 OFFICE EQUIPMENT REPAIRS/MAINT	500.00	0.00	0.00	0.00	500.00
11-608-6301 VEHICLE REPAIRS & MAINTENANCE	17,000.00	10,883.10	18,119.05	106.58 (1,119.05)
11-608-6302 EQUIPMENT MAINTENANCE	4,500.00	0.00	2,844.27	63.21	1,655.73
11-608-6303 BUILDING MAINTENANCE	3,000.00	86.98	1,598.15	53.27	1,401.85
11-608-6304 RADIO REPAIR MAINTENANCE	26,500.00	20,825.79	24,616.75	92.89	1,883.25
11-608-6310 EQUIPMENT TESTING	3,500.00	0.00	1,953.50	55.81	1,546.50
11-608-6406 EQUIPMENT RENTAL	300.00	0.00	0.00	0.00	300.00
11-608-6407 CONTRACTS MAINT. & SUPPORT	20,000.00	0.00	10,695.60	53.48	9,304.40
11-608-6408 INSURANCE FOR VOLUNTEERS	7,000.00	0.00	6,095.00	87.07	905.00
11-608-6409 FIREMAN SERVICES	6,000.00	0.00	3,150.00	52.50	2,850.00
TOTAL CONTRACTUAL SERVICES	88,300.00	31,795.87	69,072.32	78.22	19,227.68
<u>TRAINING/DUES/SUBSCRIPT</u>					
11-608-6500 DUES AND SUBSCRIPTIONS	7,200.00	363.17	6,349.18	88.18	850.82
11-608-6501 EMPLOYEE TRAINING	17,000.00	0.00	11,024.80	64.85	5,975.20
TOTAL TRAINING/DUES/SUBSCRIPT	24,200.00	363.17	17,373.98	71.79	6,826.02
<u>CAPITAL OUTLAYS & PROJEC</u>					
11-608-6701 EQUIPMENT > \$5,000	2,000.00	0.00	0.00	0.00	2,000.00
TOTAL CAPITAL OUTLAYS & PROJEC	2,000.00	0.00	0.00	0.00	2,000.00
TOTAL 08-FIRE & EMS	1,394,580.00	124,937.71	1,204,182.15	86.35	190,397.85

TOWN OF SUNNYVALE
 REVENUE & EXPENSE REPORT (UNAUDITED)
 AS OF: AUGUST 31ST, 2020

11 -GENERAL FUND
 09-LIBRARY

91.67% OF FISCAL YEAR

DEPARTMENTAL EXPENDITURES	CURRENT BUDGET	CURRENT PERIOD	YEAR TO DATE ACTUAL	% OF BUDGET	BUDGET BALANCE
<u>LABOR AND BENEFITS</u>					
11-609-6000 WAGES AND SALARIES	118,610.00	9,049.53	107,294.31	90.46	11,315.69
11-609-6001 OVERTIME	1,000.00	0.00	650.76	65.08	349.24
11-609-6002 TMRS	15,400.00	1,092.56	13,261.97	86.12	2,138.03
11-609-6003 BUY BACK	7,630.00	0.00	1,909.40	25.02	5,720.60
11-609-6004 PAYROLL TAXES	9,800.00	625.56	7,603.07	77.58	2,196.93
11-609-6005 EMPLOYEE INSURANCE	22,900.00	1,764.92	19,344.21	84.47	3,555.79
11-609-6006 WORKER COMPENSATION	400.00	0.00	370.21	92.55	29.79
11-609-6007 UNEMPLOYMENT	540.00	0.00	432.00	80.00	108.00
TOTAL LABOR AND BENEFITS	176,280.00	12,532.57	150,865.93	85.58	25,414.07
<u>SUPPLIES AND MATERIALS</u>					
11-609-6100 ELECTRICITY	2,500.00	233.20	2,173.15	86.93	326.85
11-609-6103 TELEPHONE	2,750.00	248.51	2,784.09	101.24	(34.09)
11-609-6203 GENERAL OPERATING SUPPLIES	4,000.00	0.00	2,442.21	61.06	1,557.79
11-609-6205 PREPRINTED FORMS/PRINTING	300.00	0.00	173.30	57.77	126.70
11-609-6206 POSTAGE	1,850.00	0.00	1,621.46	87.65	228.54
11-609-6207 SMALL TOOLS AND EQUIPMENT	2,065.00	5.99	815.33	39.48	1,249.67
11-609-6208 NEWSPAPER/ MAGAZINES	3,000.00	0.00	3,003.36	100.11	(3.36)
11-609-6209 BOOK BUDGET	14,180.00	888.58	13,003.24	91.70	1,176.76
11-609-6210 NE TX LIBRARY CONSORTIUM	1,500.00	0.00	1,500.00	100.00	0.00
11-609-6211 SPECIAL EVENTS	2,200.00	0.00	1,421.18	64.60	778.82
11-609-6212 DVDs	1,600.00	122.64	1,404.57	87.79	195.43
TOTAL SUPPLIES AND MATERIALS	35,945.00	1,498.92	30,341.89	84.41	5,603.11
<u>CONTRACTUAL SERVICES</u>					
11-609-6303 BUILDING MAINTENANCE	6,100.00	307.00	6,044.90	99.10	55.10
TOTAL CONTRACTUAL SERVICES	6,100.00	307.00	6,044.90	99.10	55.10
<u>TRAINING/DUES/SUBSCRIPT</u>					
11-609-6500 DUES AND SUBSCRIPTIONS	500.00	0.00	201.00	40.20	299.00
11-609-6501 TRAINING	1,850.00	0.00	1,556.88	84.16	293.12
TOTAL TRAINING/DUES/SUBSCRIPT	2,350.00	0.00	1,757.88	74.80	592.12
<u>CAPITAL OUTLAYS & PROJEC</u>					
11-609-6701 CAPITAL ITEMS > \$1,000	3,250.00	0.00	0.00	0.00	3,250.00
TOTAL CAPITAL OUTLAYS & PROJEC	3,250.00	0.00	0.00	0.00	3,250.00
TOTAL 09-LIBRARY	223,925.00	14,338.49	189,010.60	84.41	34,914.40

TOWN OF SUNNYVALE
 REVENUE & EXPENSE REPORT (UNAUDITED)
 AS OF: AUGUST 31ST, 2020

11 -GENERAL FUND
 10-NON-DEPARTMENTAL

91.67% OF FISCAL YEAR

DEPARTMENTAL EXPENDITURES	CURRENT BUDGET	CURRENT PERIOD	YEAR TO DATE ACTUAL	% OF BUDGET	BUDGET BALANCE
<u>LABOR AND BENEFITS</u>					
11-610-6009 GRANT EXPENSE	0.00	0.00	6,025.00	0.00 (6,025.00)
11-610-6010 COMMUNITY OUTREACH	<u>35,000.00</u>	<u>959.40</u>	<u>24,671.49</u>	<u>70.49</u>	<u>10,328.51</u>
TOTAL LABOR AND BENEFITS	35,000.00	959.40	30,696.49	87.70	4,303.51
<u>SUPPLIES AND MATERIALS</u>					
11-610-6100 ELECTRICITY - TOWN HALL	23,030.00	2,426.23	18,945.01	82.26	4,084.99
11-610-6101 GAS - TOWN HALL	7,500.00	50.28	3,450.20	46.00	4,049.80
11-610-6102 WATER - TOWN HALL	2,200.00	227.87	2,442.87	111.04 (242.87)
11-610-6103 TELEPHONE/CABLE - TOWN HALL	60,000.00	5,752.35	54,031.83	90.05	5,968.17
11-610-6108 COPIER & PRINTER SUPPLIES	7,000.00	39.00	3,867.44	55.25	3,132.56
11-610-6201 OFFICE SUPPLIES ACROSS DPTS	16,000.00	1,085.30	9,410.08	58.81	6,589.92
11-610-6202 JANITORIAL SUPPLIES - TOWN HAL	11,000.00	822.69	9,619.13	87.45	1,380.87
11-610-6206 POSTAGE	8,000.00	732.00	6,944.16	86.80	1,055.84
11-610-6210 LEADERSHIP TRAINING & TUITION	<u>2,000.00</u>	<u>0.00</u>	<u>1,802.28</u>	<u>90.11</u>	<u>197.72</u>
TOTAL SUPPLIES AND MATERIALS	136,730.00	11,135.72	110,513.00	80.83	26,217.00
<u>CONTRACTUAL SERVICES</u>					
11-610-6303 BUILDING MAINT - TOWN HALL	50,376.00	2,696.73	34,997.36	69.47	15,378.64
11-610-6407 PROFESSIONAL SERVICE/DATA ADMN	94,868.00	3,355.51	68,730.91	72.45	26,137.09
11-610-6409 CONTRACTS - OFFICE MACHINES TH	42,000.00	894.80	28,811.35	68.60	13,188.65
11-610-6410 PROPERTY INSURANCE & E & O	61,000.00	0.00	54,928.82	90.05	6,071.18
11-610-6411 CONTRACT HEALTH SERVICES	5,000.00	0.00	99.00	1.98	4,901.00
11-610-6412 CONTRACT MAINT/SUPPORT	<u>32,000.00</u>	<u>8,622.91</u>	<u>30,081.87</u>	<u>94.01</u>	<u>1,918.13</u>
TOTAL CONTRACTUAL SERVICES	285,244.00	15,569.95	217,649.31	76.30	67,594.69
<u>TRAINING/DUES/SUBSCRIPT</u>					
11-610-6505 EMPLOYEE WELFARE	9,000.00	1,272.21	6,536.15	72.62	2,463.85
11-610-6510 EMPLOYEE TUITION REIMBURSEMENT	12,000.00	1,012.80	10,163.31	84.69	1,836.69
11-610-6600 MERIT, CL RAISES, AND CONTINGC	0.00 (1,239.93) (13,639.13)	0.00	13,639.13
11-610-6602 CONTINGENCY	20,000.00 (1,257.59)	7,570.96	37.85	12,429.04
11-610-6603 CC CARD/ONLINE COSTS	11,000.00	53.68	7,903.70	71.85	3,096.30
11-610-6608 CONTINGENCY - PARKS 4B SUPP	<u>15,000.00</u>	<u>0.00</u>	<u>1,014.06</u>	<u>6.76</u>	<u>13,985.94</u>
TOTAL TRAINING/DUES/SUBSCRIPT	67,000.00 (158.83)	19,549.05	29.18	47,450.95
<u>CAPITAL OUTLAYS & PROJEC</u>					
11-610-6708 MISCELLANEOUS EXPENSE	15,880.00	0.02	651.62	4.10	15,228.38
11-610-6711 CAPITAL ITEMS - A/C UNITS	<u>26,000.00</u>	<u>0.00</u>	<u>26,000.00</u>	<u>100.00</u>	<u>0.00</u>
TOTAL CAPITAL OUTLAYS & PROJEC	41,880.00	0.02	26,651.62	63.64	15,228.38
TOTAL 10-NON-DEPARTMENTAL	565,854.00	27,506.26	405,059.47	71.58	160,794.53

TOWN OF SUNNYVALE
 REVENUE & EXPENSE REPORT (UNAUDITED)
 AS OF: AUGUST 31ST, 2020

11 -GENERAL FUND
 11-ROAD MAINTENANCE

91.67% OF FISCAL YEAR

DEPARTMENTAL EXPENDITURES	CURRENT BUDGET	CURRENT PERIOD	YEAR TO DATE ACTUAL	% OF BUDGET	BUDGET BALANCE
<u>LABOR AND BENEFITS</u>					
11-611-6000 WAGES & SALARIES	3,210.00	0.00	3,244.88	101.09 (34.88)
11-611-6002 TMRS	430.00	0.00	393.53	91.52	36.47
11-611-6004 PAYROLL TAXES	280.00	0.00	250.88	89.60	29.12
11-611-6005 EMPLOYEE INSURANCE	620.00	0.00	636.20	102.61 (16.20)
11-611-6006 WORKERS COMP	<u>2,875.00</u>	<u>0.00</u>	<u>2,849.94</u>	<u>99.13</u>	<u>25.06</u>
TOTAL LABOR AND BENEFITS	7,415.00	0.00	7,375.43	99.47	39.57
<u>SUPPLIES AND MATERIALS</u>					
11-611-6103 TELEPHONE	<u>600.00</u>	<u>0.00</u>	<u>34.59</u>	<u>5.77</u>	<u>565.41</u>
TOTAL SUPPLIES AND MATERIALS	600.00	0.00	34.59	5.77	565.41
<u>CONTRACTUAL SERVICES</u>					
11-611-6404 ROAD INSPECTIONS	25,000.00	0.00	0.00	0.00	25,000.00
11-611-6406 ROAD MAINTENANCE	663,232.00	43,835.62	139,751.63	21.07	523,480.37
11-611-6407 ROAD & STREET SIGNS	<u>7,000.00</u>	<u>0.00</u>	<u>0.00</u>	<u>0.00</u>	<u>7,000.00</u>
TOTAL CONTRACTUAL SERVICES	695,232.00	43,835.62	139,751.63	20.10	555,480.37
<u>CAPITAL OUTLAYS & PROJEC</u>					
TOTAL 11-ROAD MAINTENANCE	703,247.00	43,835.62	147,161.65	20.93	556,085.35

TOWN OF SUNNYVALE
 REVENUE & EXPENSE REPORT (UNAUDITED)
 AS OF: AUGUST 31ST, 2020

11 -GENERAL FUND
 12-TRANFER OUT

91.67% OF FISCAL YEAR

DEPARTMENTAL EXPENDITURES	CURRENT BUDGET	CURRENT PERIOD	YEAR TO DATE ACTUAL	% OF BUDGET	BUDGET BALANCE
<u>CAPITAL OUTLAYS & PROJEC</u>					
11-612-6701 TRANSFER OUT VEHICLE REPLACEME	275,000.00	0.00	169,638.26	61.69	105,361.74
11-612-6706 INTERGOVERNMENTAL TRANSFER	<u>53,260.00</u>	<u>0.00</u>	<u>53,259.43</u>	<u>100.00</u>	<u>0.57</u>
TOTAL CAPITAL OUTLAYS & PROJEC	328,260.00	0.00	222,897.69	67.90	105,362.31
<hr/>					
TOTAL 12-TRANFER OUT	328,260.00	0.00	222,897.69	67.90	105,362.31

TOWN OF SUNNYVALE
REVENUE & EXPENSE REPORT (UNAUDITED)
AS OF: AUGUST 31ST, 2020

11 -GENERAL FUND
13-IT

91.67% OF FISCAL YEAR

DEPARTMENTAL EXPENDITURES	CURRENT BUDGET	CURRENT PERIOD	YEAR TO DATE ACTUAL	% OF BUDGET	BUDGET BALANCE
LABOR AND BENEFITS	_____	_____	_____	_____	_____
SUPPLIES AND MATERIALS	_____	_____	_____	_____	_____
CONTRACTUAL SERVICES	_____	_____	_____	_____	_____
TRAINING/DUES/SUBSCRIPT	_____	_____	_____	_____	_____
CAPITAL OUTLAYS & PROJEC	_____	_____	_____	_____	_____

TOWN OF SUNNYVALE
 REVENUE & EXPENSE REPORT (UNAUDITED)
 AS OF: AUGUST 31ST, 2020

11 -GENERAL FUND
 14-POLICE DEPARTMENT

91.67% OF FISCAL YEAR

DEPARTMENTAL EXPENDITURES	CURRENT BUDGET	CURRENT PERIOD	YEAR TO DATE ACTUAL	% OF BUDGET	BUDGET BALANCE
<u>LABOR AND BENEFITS</u>					
11-614-6000 WAGES & SALARIES	536,750.00	67,331.74	340,712.88	63.48	196,037.12
11-614-6001 OVERTIME	12,000.00	0.00	487.54	4.06	11,512.46
11-614-6002 TMRS	67,100.00	8,119.74	41,742.14	62.21	25,357.86
11-614-6004 PAYROLL TAXES	42,100.00	5,013.09	25,673.38	60.98	16,426.62
11-614-6005 EMPLOYEE INSURANCE	45,400.00	8,107.47	28,459.26	62.69	16,940.74
11-614-6006 WORKERS COMPENSATION	15,100.00	0.00	11,916.89	78.92	3,183.11
11-614-6007 UNEMPLOYMENT	3,730.00	0.00	871.04	23.35	2,858.96
11-614-6009 CAR/MILEAGE ALLOWANCE	7,600.00	333.33	5,933.31	78.07	1,666.69
11-614-6010 RELOCATION EXPENSE	<u>13,000.00</u>	<u>0.00</u>	<u>13,000.00</u>	<u>100.00</u>	<u>0.00</u>
TOTAL LABOR AND BENEFITS	742,780.00	88,905.37	468,796.44	63.11	273,983.56
<u>SUPPLIES AND MATERIALS</u>					
11-614-6100 ELECTRICITY	11,789.00	1,281.14	8,947.71	75.90	2,841.29
11-614-6102 WATER	4,500.00	264.94	3,791.69	84.26	708.31
11-614-6103 TELEPHONE	9,120.00	753.18	3,842.43	42.13	5,277.57
11-614-6106 TRASH SERVICES	0.00	0.00	55.06	0.00	(55.06)
11-614-6201 OFFICE SUPPLIES	7,000.00	293.34	6,337.58	90.54	662.42
11-614-6204 UNIFORMS AND ACCESSORIES	6,265.00	0.00	6,748.63	107.72	(483.63)
11-614-6208 FUEL	<u>6,617.00</u>	<u>1,011.63</u>	<u>2,058.58</u>	<u>31.11</u>	<u>4,558.42</u>
TOTAL SUPPLIES AND MATERIALS	45,291.00	3,604.23	31,781.68	70.17	13,509.32
<u>CONTRACTUAL SERVICES</u>					
11-614-6301 VEHICLE REPAIRS & MAINTENANCE	500.00	4.81	522.30	104.46	(22.30)
11-614-6303 BUILDING MAINTENANCE	20,000.00	944.40	17,770.85	88.85	2,229.15
11-614-6404 CONTRACT MAINT/SUPPORT	5,000.00	700.00	4,997.00	99.94	3.00
11-614-6407 IT/SYSTEM SUPPORT	20,000.00	0.00	48.47	0.24	19,951.53
11-614-6412 DISPATCH OPERATIONS	<u>257,346.00</u>	<u>0.00</u>	<u>80,210.13</u>	<u>31.17</u>	<u>177,135.87</u>
TOTAL CONTRACTUAL SERVICES	302,846.00	1,649.21	103,548.75	34.19	199,297.25
<u>TRAINING/DUES/SUBSCRIPT</u>					
11-614-6500 DUES AND SUBSCRIPTIONS	1,000.00	0.00	1,008.00	100.80	(8.00)
11-614-6501 TRAINING	<u>17,500.00</u>	<u>0.00</u>	<u>2,978.19</u>	<u>17.02</u>	<u>14,521.81</u>
TOTAL TRAINING/DUES/SUBSCRIPT	18,500.00	0.00	3,986.19	21.55	14,513.81
<u>CAPITAL OUTLAYS & PROJEC</u>					
11-614-6708 RECRUITMENT/MISC EXPENSE	<u>1,000.00</u>	<u>0.00</u>	<u>3,910.76</u>	<u>391.08</u>	<u>(2,910.76)</u>
TOTAL CAPITAL OUTLAYS & PROJEC	1,000.00	0.00	3,910.76	391.08	(2,910.76)
<u>CAPITAL-OFFICE EQUIPMENT</u>					
<u>MARKETING & INCENTIVES</u>					
<u>CAPITAL-LIBRARY IMPROVEME</u>					
TOTAL 14-POLICE DEPARTMENT	1,110,417.00	94,158.81	612,023.82	55.12	498,393.18
TOTAL EXPENDITURES	9,705,575.00	707,001.90	7,378,378.36	76.02	2,327,196.64

TOWN OF SUNNYVALE
REVENUE & EXPENSE REPORT (UNAUDITED)
AS OF: AUGUST 31ST, 2020

11 -GENERAL FUND
14-POLICE DEPARTMENT

91.67% OF FISCAL YEAR

DEPARTMENTAL EXPENDITURES	CURRENT BUDGET	CURRENT PERIOD	YEAR TO DATE ACTUAL	% OF BUDGET	BUDGET BALANCE
	=====	=====	=====	=====	=====
REVENUES OVER/ (UNDER) EXPENDITURES	(1,170,768.00)	(330,901.23)	1,164,806.43	(2,335,574.43)

TOWN OF SUNNYVALE
 REVENUE & EXPENSE REPORT (UNAUDITED)
 AS OF: AUGUST 31ST, 2020

12 -GENERAL FUND ECONOMIC DEV
 FINANCIAL SUMMARY

91.67% OF FISCAL YEAR

	CURRENT BUDGET	CURRENT PERIOD	YEAR TO DATE ACTUAL	% OF BUDGET	BUDGET BALANCE
<u>REVENUE SUMMARY</u>					
5100-TAXES	2,368,452.00	0.00	2,368,452.00	100.00	0.00
5500-OTHER REVENUES	<u>0.00</u>	<u>1,119.45</u>	<u>1,119.45</u>	<u>0.00</u>	<u>(1,119.45)</u>
TOTAL REVENUES	<u>2,368,452.00</u>	<u>1,119.45</u>	<u>2,369,571.45</u>	<u>100.05</u>	<u>(1,119.45)</u>
<u>EXPENDITURE SUMMARY</u>					
12-TRANFER OUT	<u>0.00</u>	<u>25.00</u>	<u>25.00</u>	<u>0.00</u>	<u>(25.00)</u>
TOTAL EXPENDITURES	<u>0.00</u>	<u>25.00</u>	<u>25.00</u>	<u>0.00</u>	<u>(25.00)</u>
REVENUES OVER/(UNDER) EXPENDITURES	2,368,452.00	1,094.45	2,369,546.45		(1,094.45)

TOWN OF SUNNYVALE
 REVENUE & EXPENSE REPORT (UNAUDITED)
 AS OF: AUGUST 31ST, 2020

12 -GENERAL FUND ECONOMIC DEV

91.67% OF FISCAL YEAR

REVENUES	CURRENT BUDGET	CURRENT PERIOD	YEAR TO DATE ACTUAL	% OF BUDGET	BUDGET BALANCE
<u>5100-TAXES</u>					
12-5142 TRANSFER IN FROM 4A ESCROW	<u>2,368,452.00</u>	<u>0.00</u>	<u>2,368,452.00</u>	<u>100.00</u>	<u>0.00</u>
TOTAL 5100-TAXES	<u>2,368,452.00</u>	<u>0.00</u>	<u>2,368,452.00</u>	<u>100.00</u>	<u>0.00</u>
<u>5400-TRANSFERS IN</u>					
<u>5500-OTHER REVENUES</u>					
12-5510 INTEREST EARNED	<u>0.00</u>	<u>1,119.45</u>	<u>1,119.45</u>	<u>0.00</u>	<u>(1,119.45)</u>
TOTAL 5500-OTHER REVENUES	<u>0.00</u>	<u>1,119.45</u>	<u>1,119.45</u>	<u>0.00</u>	<u>(1,119.45)</u>
TOTAL REVENUES	<u>2,368,452.00</u>	<u>1,119.45</u>	<u>2,369,571.45</u>	<u>100.05</u>	<u>(1,119.45)</u>

TOWN OF SUNNYVALE
 REVENUE & EXPENSE REPORT (UNAUDITED)
 AS OF: AUGUST 31ST, 2020

12 -GENERAL FUND ECONOMIC DEV
 12-TRANFER OUT

91.67% OF FISCAL YEAR

DEPARTMENTAL EXPENDITURES	CURRENT BUDGET	CURRENT PERIOD	YEAR TO DATE ACTUAL	% OF BUDGET	BUDGET BALANCE
<u>CONTRACTUAL SERVICES</u>					
<u>TRAINING/DUES/SUBSCRIPT</u>					
12-612-6603 CC/ONLINE COSTS	0.00	25.00	25.00	0.00	(25.00)
TOTAL TRAINING/DUES/SUBSCRIPT	0.00	25.00	25.00	0.00	(25.00)
<hr/>					
TOTAL 12-TRANFER OUT	0.00	25.00	25.00	0.00	(25.00)
<hr/>					
TOTAL EXPENDITURES	0.00	25.00	25.00	0.00	(25.00)
<hr/>					
REVENUES OVER/ (UNDER) EXPENDITURES	2,368,452.00	1,094.45	2,369,546.45		(1,094.45)

TOWN OF SUNNYVALE
 REVENUE & EXPENSE REPORT (UNAUDITED)
 AS OF: AUGUST 31ST, 2020

21 -WATERWORKS FUND
 FINANCIAL SUMMARY

91.67% OF FISCAL YEAR

	CURRENT BUDGET	CURRENT PERIOD	YEAR TO DATE ACTUAL	% OF BUDGET	BUDGET BALANCE
<u>REVENUE SUMMARY</u>					
5200-CHARGES FOR SERVICES	5,835,305.00	802,362.93	5,315,886.37	91.10	519,418.63
5300-PERMITS, FEES & FINE	1,000.00	140.00	840.00	84.00	160.00
5500-OTHER REVENUES	<u>48,648.00</u>	<u>1,266.05</u>	<u>41,492.66</u>	<u>85.29</u>	<u>7,155.34</u>
TOTAL REVENUES	<u>5,884,953.00</u>	<u>803,768.98</u>	<u>5,358,219.03</u>	<u>91.05</u>	<u>526,733.97</u>
<u>EXPENDITURE SUMMARY</u>					
21-WATERWORKS DEPARTMENT	<u>6,129,736.00</u>	<u>341,079.39</u>	<u>4,336,685.58</u>	<u>70.75</u>	<u>1,793,050.42</u>
TOTAL EXPENDITURES	<u>6,129,736.00</u>	<u>341,079.39</u>	<u>4,336,685.58</u>	<u>70.75</u>	<u>1,793,050.42</u>
REVENUES OVER/(UNDER) EXPENDITURES	(244,783.00)	462,689.59	1,021,533.45		(1,266,316.45)

TOWN OF SUNNYVALE
 REVENUE & EXPENSE REPORT (UNAUDITED)
 AS OF: AUGUST 31ST, 2020

21 -WATERWORKS FUND

91.67% OF FISCAL YEAR

REVENUES	CURRENT BUDGET	CURRENT PERIOD	YEAR TO DATE ACTUAL	% OF BUDGET	BUDGET BALANCE
<u>5200-CHARGES FOR SERVICES</u>					
21-5210 WATER REVENUE	3,338,754.00	520,074.20	2,987,362.78	89.48	351,391.22
21-5211 SEWER REVENUE	1,911,301.00	227,386.62	1,760,593.75	92.11	150,707.25
21-5212 WATER METERS AND CANS	50,000.00	6,050.00	59,259.96	118.52 (9,259.96)
21-5213 DISCONNECT FEES	7,500.00	350.00	4,500.00	60.00	3,000.00
21-5214 PENALTIES	50,000.00	5,803.98	51,226.03	102.45 (1,226.03)
21-5215 SERVICE FEE	4,750.00	975.00	7,825.00	164.74 (3,075.00)
21-5230 TRASH SERVICES	<u>473,000.00</u>	<u>41,723.13</u>	<u>445,118.85</u>	<u>94.11</u>	<u>27,881.15</u>
TOTAL 5200-CHARGES FOR SERVICES	5,835,305.00	802,362.93	5,315,886.37	91.10	519,418.63
<u>5300-PERMITS, FEES & FINE</u>					
21-5399 OTHER FEES	<u>1,000.00</u>	<u>140.00</u>	<u>840.00</u>	<u>84.00</u>	<u>160.00</u>
TOTAL 5300-PERMITS, FEES & FINE	1,000.00	140.00	840.00	84.00	160.00
<u>5400-TRANSFERS IN</u>					
<u>5500-OTHER REVENUES</u>					
21-5510 INTEREST EARNED	20,000.00	1,181.70	12,768.10	63.84	7,231.90
21-5520 MISC AND WEB FEE REVENUE	19,718.00	0.00	18,812.44	95.41	905.56
21-5522 TEST REVENUE	2,500.00	84.35	3,482.45	139.30 (982.45)
21-5525 GAIN/LOSS ON SALE OF ASSETS	<u>6,430.00</u>	<u>0.00</u>	<u>6,429.67</u>	<u>99.99</u>	<u>0.33</u>
TOTAL 5500-OTHER REVENUES	48,648.00	1,266.05	41,492.66	85.29	7,155.34
TOTAL REVENUES	<u>5,884,953.00</u>	<u>803,768.98</u>	<u>5,358,219.03</u>	<u>91.05</u>	<u>526,733.97</u>

TOWN OF SUNNYVALE
 REVENUE & EXPENSE REPORT (UNAUDITED)
 AS OF: AUGUST 31ST, 2020

21 -WATERWORKS FUND
 21-WATERWORKS DEPARTMENT

91.67% OF FISCAL YEAR

DEPARTMENTAL EXPENDITURES	CURRENT BUDGET	CURRENT PERIOD	YEAR TO DATE ACTUAL	% OF BUDGET	BUDGET BALANCE
<u>LABOR AND BENEFITS</u>					
21-621-6000 WAGES AND SALARIES	472,750.00	34,487.95	410,108.67	86.75	62,641.33
21-621-6001 OVERTIME	10,000.00	1,073.25	9,767.21	97.67	232.79
21-621-6002 TMRS	59,400.00	4,312.68	51,071.60	85.98	8,328.40
21-621-6003 BUY BACK	8,000.00	0.00	2,374.68	29.68	5,625.32
21-621-6004 PAYROLL TAXES	37,900.00	2,678.37	31,706.65	83.66	6,193.35
21-621-6005 EMPLOYEE INSURANCE	80,900.00	6,199.81	69,239.35	85.59	11,660.65
21-621-6006 WORKERS COMPENSATION	16,000.00	0.00	15,507.71	96.92	492.29
21-621-6007 UNEMPLOYMENT TAX	<u>2,000.00</u>	<u>0.00</u>	<u>1,530.62</u>	<u>76.53</u>	<u>469.38</u>
TOTAL LABOR AND BENEFITS	686,950.00	48,752.06	591,306.49	86.08	95,643.51
<u>SUPPLIES AND MATERIALS</u>					
21-621-6159 UNIFORMS	5,000.00	0.00	1,977.64	39.55	3,022.36
21-621-6201 CREDIT CARD & ONLINE PROC CHAR	<u>18,000.00</u>	<u>28.76</u>	<u>17,814.48</u>	<u>98.97</u>	<u>185.52</u>
TOTAL SUPPLIES AND MATERIALS	23,000.00	28.76	19,792.12	86.05	3,207.88
<u>CONTRACTUAL SERVICES</u>					
21-621-6301 MACHINERY & EQUIP REPAIRS	5,000.00	162.95	3,005.56	60.11	1,994.44
21-621-6311 WATER PURCHASES	1,937,073.00	161,471.00	1,770,446.31	91.40	166,626.69
21-621-6312 MESQUITE SEWER PURCHASES	1,022,000.00	0.00	659,343.37	64.52	362,656.63
21-621-6313 GARLAND SEWER PURCHASES	457,000.00	0.00	308,621.20	67.53	148,378.80
21-621-6325 TRASH COLLECTION CONTRACT	451,000.00	39,418.90	386,511.83	85.70	64,488.17
21-621-6350 VEHICLE OPERATING GAS & OIL	18,000.00	1,678.50	13,487.49	74.93	4,512.51
21-621-6356 SAFETY EQUIP/SMALL TOOLS	5,000.00	22.15	1,517.31	30.35	3,482.69
21-621-6358 EQUIPMENT RENTALS	6,500.00	0.00	0.00	0.00	6,500.00
21-621-6361 WATER SYSTEM MAINTENANCE	162,000.00	8,879.07	79,284.08	48.94	82,715.92
21-621-6362 SEWER SYSTEM MAINTENANCE	30,500.00	1,876.63	32,421.28	106.30	(1,921.28)
21-621-6363 BUILDING MAINTENANCE	1,000.00	0.00	485.18	48.52	514.82
21-621-6364 VEHICLE MAINTENANCE	5,000.00	526.40	4,915.08	98.30	84.92
21-621-6368 STORM WATER MAINTENANCE	<u>7,000.00</u>	<u>0.00</u>	<u>1,756.10</u>	<u>25.09</u>	<u>5,243.90</u>
TOTAL CONTRACTUAL SERVICES	4,107,073.00	214,035.60	3,261,794.79	79.42	845,278.21
<u>TRAINING/DUES/SUBSCRIPT</u>					
21-621-6511 POSTAGE	19,200.00	1,754.48	16,931.00	88.18	2,269.00
21-621-6512 GENERAL OPERATING SUPPLIES	4,000.00	11.59	1,968.39	49.21	2,031.61
21-621-6630 TELEPHONE EXPENSE	5,000.00	378.24	3,351.29	67.03	1,648.71
21-621-6660 ELECTRICITY	<u>57,000.00</u>	<u>4,777.66</u>	<u>41,391.42</u>	<u>72.62</u>	<u>15,608.58</u>
TOTAL TRAINING/DUES/SUBSCRIPT	85,200.00	6,921.97	63,642.10	74.70	21,557.90
<u>CAPITAL OUTLAYS & PROJEC</u>					
21-621-6750 COMPUTER MAINTENANCE & SUPPORT	4,000.00	0.00	3,122.43	78.06	877.57
21-621-6830 OUTSIDE TRAINING EXPENSE	12,000.00	0.00	2,011.92	16.77	9,988.08
21-621-6850 BAD DEBT EXPENSE	1,000.00	0.00	0.00	0.00	1,000.00
21-621-6870 DEPRECIATION EXPENSE	670,000.00	0.00	0.00	0.00	670,000.00
21-621-6890 OPERATING TRANSFER OUT - GF	<u>25,000.00</u>	<u>0.00</u>	<u>25,000.00</u>	<u>100.00</u>	<u>0.00</u>
TOTAL CAPITAL OUTLAYS & PROJEC	712,000.00	0.00	30,134.35	4.23	681,865.65

TOWN OF SUNNYVALE
 REVENUE & EXPENSE REPORT (UNAUDITED)
 AS OF: AUGUST 31ST, 2020

21 -WATERWORKS FUND
 21-WATERWORKS DEPARTMENT

91.67% OF FISCAL YEAR

DEPARTMENTAL EXPENDITURES	CURRENT BUDGET	CURRENT PERIOD	YEAR TO DATE ACTUAL	% OF BUDGET	BUDGET BALANCE
<u>REVENUE BONDS</u>	_____	_____	_____	_____	_____
<u>CAPITAL-OFFICE EQUIPMENT</u>	_____	_____	_____	_____	_____
<u>MARKETING & INCENTIVES</u>					
21-621-9422 VEHICLE REPLACEMENT	70,000.00	6,899.00	6,899.00	9.86	63,101.00
21-621-9423 CAPITAL ASSETS	<u>445,513.00</u>	<u>64,442.00</u>	<u>363,116.73</u>	<u>81.51</u>	<u>82,396.27</u>
TOTAL MARKETING & INCENTIVES	515,513.00	71,341.00	370,015.73	71.78	145,497.27
<u>CAPITAL-OTHER GENERAL EQU</u>	_____	_____	_____	_____	_____
TOTAL 21-WATERWORKS DEPARTMENT	6,129,736.00	341,079.39	4,336,685.58	70.75	1,793,050.42
TOTAL EXPENDITURES	<u>6,129,736.00</u>	<u>341,079.39</u>	<u>4,336,685.58</u>	<u>70.75</u>	<u>1,793,050.42</u>
REVENUES OVER/ (UNDER) EXPENDITURES	(244,783.00)	462,689.59	1,021,533.45		(1,266,316.45)

TOWN OF SUNNYVALE
 REVENUE & EXPENSE REPORT (UNAUDITED)
 AS OF: AUGUST 31ST, 2020

24 -GF BONDS CIP PROJECTS
 FINANCIAL SUMMARY

91.67% OF FISCAL YEAR

	CURRENT BUDGET	CURRENT PERIOD	YEAR TO DATE ACTUAL	% OF BUDGET	BUDGET BALANCE
<u>REVENUE SUMMARY</u>					
5100-TAXES	1,247,327.00	1,814.71	1,278,269.49	102.48	(30,942.49)
5400-TRANSFERS IN	19,464,914.09	0.00	19,361,734.28	99.47	103,179.81
5500-OTHER REVENUES	<u>4,000.00</u>	<u>196.23</u>	<u>3,840.56</u>	<u>96.01</u>	<u>159.44</u>
TOTAL REVENUES	<u>20,716,241.09</u>	<u>2,010.94</u>	<u>20,643,844.33</u>	<u>99.65</u>	<u>72,396.76</u>
<u>EXPENDITURE SUMMARY</u>					
24-2003 CO ISSUE	<u>20,856,513.31</u>	<u>272,169.48</u>	<u>20,768,423.79</u>	<u>99.58</u>	<u>88,089.52</u>
TOTAL EXPENDITURES	<u>20,856,513.31</u>	<u>272,169.48</u>	<u>20,768,423.79</u>	<u>99.58</u>	<u>88,089.52</u>
REVENUES OVER/(UNDER) EXPENDITURES	(140,272.22)	(270,158.54)	(124,579.46)		(15,692.76)

TOWN OF SUNNYVALE
 REVENUE & EXPENSE REPORT (UNAUDITED)
 AS OF: AUGUST 31ST, 2020

24 -GF BONDS CIP PROJECTS

91.67% OF FISCAL YEAR

REVENUES	CURRENT BUDGET	CURRENT PERIOD	YEAR TO DATE ACTUAL	% OF BUDGET	BUDGET BALANCE
<u>5100-TAXES</u>					
24-5111 CURRENT YEAR I & S TAXES	<u>1,247,327.00</u>	<u>1,814.71</u>	<u>1,278,269.49</u>	<u>102.48</u>	(<u>30,942.49</u>)
TOTAL 5100-TAXES	1,247,327.00	1,814.71	1,278,269.49	102.48	(30,942.49)
<u>5400-TRANSFERS IN</u>					
24-5405 2019 CERTIFICATE PROCEEDS	6,433,778.00	0.00	6,433,777.56	100.00	0.44
24-5406 2020 CERTIFICATE PROCEEDS	10,894,986.65	0.00	10,894,986.65	100.00	0.00
24-5407 2020 REFINANCING PROCEEDS	2,001,888.44	0.00	2,001,888.44	100.00	0.00
24-5411 TRANSFER FROM GENERAL FUND	99,097.00	0.00	0.00	0.00	99,097.00
24-5413 TRANSFER IN FROM 4A	<u>35,164.00</u>	<u>0.00</u>	<u>31,081.63</u>	<u>88.39</u>	<u>4,082.37</u>
TOTAL 5400-TRANSFERS IN	19,464,914.09	0.00	19,361,734.28	99.47	103,179.81
<u>5500-OTHER REVENUES</u>					
24-5510 INTEREST EARNED	<u>4,000.00</u>	<u>196.23</u>	<u>3,840.56</u>	<u>96.01</u>	<u>159.44</u>
TOTAL 5500-OTHER REVENUES	4,000.00	196.23	3,840.56	96.01	159.44
TOTAL REVENUES	<u>20,716,241.09</u>	<u>2,010.94</u>	<u>20,643,844.33</u>	<u>99.65</u>	<u>72,396.76</u>

TOWN OF SUNNYVALE
 REVENUE & EXPENSE REPORT (UNAUDITED)
 AS OF: AUGUST 31ST, 2020

24 -GF BONDS CIP PROJECTS
 24-2003 CO ISSUE

91.67% OF FISCAL YEAR

DEPARTMENTAL EXPENDITURES	CURRENT BUDGET	CURRENT PERIOD	YEAR TO DATE ACTUAL	% OF BUDGET	BUDGET BALANCE
<u>LABOR AND BENEFITS</u>					
<u>TRAINING/DUES/SUBSCRIPT</u>					
24-624-6604 BANK RECON ADJ	0.00	150.00	200.00	0.00	(200.00)
TOTAL TRAINING/DUES/SUBSCRIPT	0.00	150.00	200.00	0.00	(200.00)
<u>CAPITAL OUTLAYS & PROJEC</u>					
24-624-6741 TRANSFER TO GENERAL FUND	99,097.00	0.00	0.00	0.00	99,097.00
24-624-6890 TRANSFER TO FUND 23	1,955,000.00	0.00	1,955,000.00	100.00	0.00
24-624-6892 TRANSFER TO FUND 72	17,149,000.00	0.00	17,149,000.00	100.00	0.00
TOTAL CAPITAL OUTLAYS & PROJEC	19,203,097.00	0.00	19,104,000.00	99.48	99,097.00
<u>REVENUE BONDS</u>					
24-624-8116 BOND PRINCIPAL - 2011 CO	140,000.00	0.00	140,000.00	100.00	0.00
24-624-8117 BOND PRINCIPAL - 2013 CO	175,000.00	0.00	175,000.00	100.00	0.00
24-624-8118 TAX NOTE PRINCIPAL - 2014	125,000.00	0.00	125,000.00	100.00	0.00
24-624-8119 BOND PRINCIPAL - 2017 CO	130,000.00	0.00	130,000.00	100.00	0.00
24-624-8120 TAX NOTE PRINCIPAL - 2019	415,000.00	0.00	415,000.00	100.00	0.00
24-624-8124 BOND PRINCIPAL - 2020 GO REFI	0.00	10,515.56	10,515.56	0.00	(10,515.56)
24-624-8156 BOND INTEREST - 2011 CO	57,339.31	0.00	57,339.31	100.00	0.00
24-624-8158 BOND INTEREST - 2013 CO	56,475.00	26,925.00	56,475.00	100.00	0.00
24-624-8159 TAX NOTE INTEREST - 2014	3,038.00	990.00	3,015.00	99.24	23.00
24-624-8160 BOND INTEREST - 2017 CO	139,550.00	69,125.00	139,550.00	100.00	0.00
24-624-8161 TAX NOTE INTEREST - 2019	55,895.00	28,305.00	55,895.00	100.00	0.00
24-624-8162 BOND INTEREST - 2019 CO	135,844.00	135,843.75	135,843.75	100.00	0.25
24-624-8189 COST OF CO ISSUANCE- 2008 BOND	218,800.00	0.00	218,800.00	100.00	0.00
24-624-8190 PAYING AGENT FEES	1,475.00	315.17	1,790.17	121.37	(315.17)
TOTAL REVENUE BONDS	1,653,416.31	272,019.48	1,664,223.79	100.65	(10,807.48)
TOTAL 24-2003 CO ISSUE	20,856,513.31	272,169.48	20,768,423.79	99.58	88,089.52
TOTAL EXPENDITURES	20,856,513.31	272,169.48	20,768,423.79	99.58	88,089.52
REVENUES OVER/ (UNDER) EXPENDITURES	(140,272.22)	(270,158.54)	(124,579.46)		(15,692.76)

TOWN OF SUNNYVALE
 REVENUE & EXPENSE REPORT (UNAUDITED)
 AS OF: AUGUST 31ST, 2020

25 -ROADWAY IMPACT FUND
 FINANCIAL SUMMARY

91.67% OF FISCAL YEAR

	CURRENT BUDGET	CURRENT PERIOD	YEAR TO DATE ACTUAL	% OF BUDGET	BUDGET BALANCE
<u>REVENUE SUMMARY</u>					
5100-TAXES	10,000.00	1,347.43	13,660.64	136.61 (3,660.64)
5300-PERMITS, FEES & FINE	<u>265,408.00</u>	<u>21,232.64</u>	<u>272,221.62</u>	<u>102.57 (</u>	<u>6,813.62)</u>
TOTAL REVENUES	<u>275,408.00</u>	<u>22,580.07</u>	<u>285,882.26</u>	<u>103.80 (</u>	<u>10,474.26)</u>
<u>EXPENDITURE SUMMARY</u>					
25-ROADWAY IMPACT FUND	<u>1,617,520.00</u>	<u>0.00</u>	<u>0.00</u>	<u>0.00</u>	<u>1,617,520.00</u>
TOTAL EXPENDITURES	<u>1,617,520.00</u>	<u>0.00</u>	<u>0.00</u>	<u>0.00</u>	<u>1,617,520.00</u>
REVENUES OVER/(UNDER) EXPENDITURES	(1,342,112.00)	22,580.07	285,882.26	(1,627,994.26)

TOWN OF SUNNYVALE
 REVENUE & EXPENSE REPORT (UNAUDITED)
 AS OF: AUGUST 31ST, 2020

25 -ROADWAY IMPACT FUND

91.67% OF FISCAL YEAR

REVENUES	CURRENT BUDGET	CURRENT PERIOD	YEAR TO DATE ACTUAL	% OF BUDGET	BUDGET BALANCE
<u>5100-TAXES</u>					
25-5125 INTEREST INCOME	10,000.00	1,347.43	13,660.64	136.61	(3,660.64)
TOTAL 5100-TAXES	10,000.00	1,347.43	13,660.64	136.61	(3,660.64)
<u>5300-PERMITS, FEES & FINE</u>					
25-5323 ROADWAY IMPACT FEES	265,408.00	21,232.64	254,621.62	95.94	10,786.38
25-5324 STONEY CREEK TRAFFIC MEDGTN	0.00	0.00	17,600.00	0.00	(17,600.00)
TOTAL 5300-PERMITS, FEES & FINE	265,408.00	21,232.64	272,221.62	102.57	(6,813.62)
TOTAL REVENUES	275,408.00	22,580.07	285,882.26	103.80	(10,474.26)

TOWN OF SUNNYVALE
 REVENUE & EXPENSE REPORT (UNAUDITED)
 AS OF: AUGUST 31ST, 2020

25 -ROADWAY IMPACT FUND
 25-ROADWAY IMPACT FUND

91.67% OF FISCAL YEAR

DEPARTMENTAL EXPENDITURES	CURRENT BUDGET	CURRENT PERIOD	YEAR TO DATE ACTUAL	% OF BUDGET	BUDGET BALANCE
<u>CONTRACTUAL SERVICES</u>					
<u>CAPITAL OUTLAYS & PROJEC</u>					
25-625-6705 CAPITAL PROJECTS	<u>1,617,520.00</u>	<u>0.00</u>	<u>0.00</u>	<u>0.00</u>	<u>1,617,520.00</u>
TOTAL CAPITAL OUTLAYS & PROJEC	1,617,520.00	0.00	0.00	0.00	1,617,520.00
TOTAL 25-ROADWAY IMPACT FUND	1,617,520.00	0.00	0.00	0.00	1,617,520.00
TOTAL EXPENDITURES	<u>1,617,520.00</u>	<u>0.00</u>	<u>0.00</u>	<u>0.00</u>	<u>1,617,520.00</u>
REVENUES OVER/ (UNDER) EXPENDITURES	(1,342,112.00)	22,580.07	285,882.26		(1,627,994.26)

TOWN OF SUNNYVALE
 REVENUE & EXPENSE REPORT (UNAUDITED)
 AS OF: AUGUST 31ST, 2020

72 -GF BOND CIP PROJECTS
 FINANCIAL SUMMARY

91.67% OF FISCAL YEAR

	CURRENT BUDGET	CURRENT PERIOD	YEAR TO DATE ACTUAL	% OF BUDGET	BUDGET BALANCE
<u>REVENUE SUMMARY</u>					
5100-TAXES	69,200.00	2,537.37	58,052.52	83.89	11,147.48
5200-CHARGES FOR SERVICES	17,149,000.00	0.00	17,149,000.00	100.00	0.00
5300-PERMITS, FEES & FINE	811,578.95	0.00	811,578.95	100.00	0.00
5500-OTHER REVENUES	<u>75,623.56</u>	<u>0.00</u>	<u>75,623.56</u>	<u>100.00</u>	<u>0.00</u>
TOTAL REVENUES	<u>18,105,402.51</u>	<u>2,537.37</u>	<u>18,094,255.03</u>	<u>99.94</u>	<u>11,147.48</u>
<u>EXPENDITURE SUMMARY</u>					
72-CAPITAL PROJECTS	<u>5,821,142.00</u>	<u>595,373.78</u>	<u>4,137,141.09</u>	<u>71.07</u>	<u>1,684,000.91</u>
TOTAL EXPENDITURES	<u>5,821,142.00</u>	<u>595,373.78</u>	<u>4,137,141.09</u>	<u>71.07</u>	<u>1,684,000.91</u>
REVENUES OVER/ (UNDER) EXPENDITURES	12,284,260.51	(592,836.41)	13,957,113.94		(1,672,853.43)

TOWN OF SUNNYVALE
 REVENUE & EXPENSE REPORT (UNAUDITED)
 AS OF: AUGUST 31ST, 2020

72 -GF BOND CIP PROJECTS

91.67% OF FISCAL YEAR

REVENUES	CURRENT BUDGET	CURRENT PERIOD	YEAR TO DATE ACTUAL	% OF BUDGET	BUDGET BALANCE
<u>5100-TAXES</u>					
72-5100 INTEREST - TEXSTAR 2017 CO	32,700.00	137.18	25,184.40	77.02	7,515.60
72-5106 INTEREST - TEXSTAR 2019 CO	35,000.00	890.87	28,372.83	81.07	6,627.17
72-5107 INTEREST - TEXSTAR 2020 CO	<u>1,500.00</u>	<u>1,509.32</u>	<u>4,495.29</u>	<u>299.69</u>	<u>(2,995.29)</u>
TOTAL 5100-TAXES	69,200.00	2,537.37	58,052.52	83.89	11,147.48
<u>5200-CHARGES FOR SERVICES</u>					
72-5200 TRANSFER IN	<u>17,149,000.00</u>	<u>0.00</u>	<u>17,149,000.00</u>	<u>100.00</u>	<u>0.00</u>
TOTAL 5200-CHARGES FOR SERVICES	17,149,000.00	0.00	17,149,000.00	100.00	0.00
<u>5300-PERMITS, FEES & FINE</u>					
72-5300 A/R DALLAS COUNTY COLLINS RD	<u>811,578.95</u>	<u>0.00</u>	<u>811,578.95</u>	<u>100.00</u>	<u>0.00</u>
TOTAL 5300-PERMITS, FEES & FINE	811,578.95	0.00	811,578.95	100.00	0.00
<u>5500-OTHER REVENUES</u>					
72-5520 MISC INCOME	<u>75,623.56</u>	<u>0.00</u>	<u>75,623.56</u>	<u>100.00</u>	<u>0.00</u>
TOTAL 5500-OTHER REVENUES	75,623.56	0.00	75,623.56	100.00	0.00
TOTAL REVENUES	<u>18,105,402.51</u>	<u>2,537.37</u>	<u>18,094,255.03</u>	<u>99.94</u>	<u>11,147.48</u>

TOWN OF SUNNYVALE
 REVENUE & EXPENSE REPORT (UNAUDITED)
 AS OF: AUGUST 31ST, 2020

72 -GF BOND CIP PROJECTS
 72-CAPITAL PROJECTS

91.67% OF FISCAL YEAR

DEPARTMENTAL EXPENDITURES	CURRENT BUDGET	CURRENT PERIOD	YEAR TO DATE ACTUAL	% OF BUDGET	BUDGET BALANCE
<u>LABOR AND BENEFITS</u>					
<u>CAPITAL OUTLAYS & PROJEC</u>					
72-672-6704 2017 CO - COLLINS ROAD PH 1 *	3,477,109.00	513,530.69	2,603,845.97	74.89	873,263.03
72-672-6706 2019 CO - DRAINAGE IMPROVEMENT	250,000.00	0.00	8,173.00	3.27	241,827.00
72-672-6707 2020 CO - FIRE STATION	100,000.00	0.00	0.00	0.00	100,000.00
72-672-6708 2020 CO - SEWER LINES	50,000.00	0.00	0.00	0.00	50,000.00
72-672-6714 2019 TN - POLICE DEPARTMENT	<u>1,944,033.00</u>	<u>81,843.09</u>	<u>1,525,122.12</u>	<u>78.45</u>	<u>418,910.88</u>
TOTAL CAPITAL OUTLAYS & PROJEC	5,821,142.00	595,373.78	4,137,141.09	71.07	1,684,000.91
TOTAL 72-CAPITAL PROJECTS	5,821,142.00	595,373.78	4,137,141.09	71.07	1,684,000.91
TOTAL EXPENDITURES	<u>5,821,142.00</u>	<u>595,373.78</u>	<u>4,137,141.09</u>	<u>71.07</u>	<u>1,684,000.91</u>
REVENUES OVER/(UNDER) EXPENDITURES	12,284,260.51	(592,836.41)	13,957,113.94		(1,672,853.43)

* On the All Funds Summary the Due To The General Fund is included (\$2,263,692) to bring the ending balance to the cash balance left in the CO's for this project (\$1,280,195).

TOWN OF SUNNYVALE
 REVENUE & EXPENSE REPORT (UNAUDITED)
 AS OF: AUGUST 31ST, 2020

93 -HOMESTEAD AMENITIES FUND
 FINANCIAL SUMMARY

91.67% OF FISCAL YEAR

	CURRENT BUDGET	CURRENT PERIOD	YEAR TO DATE ACTUAL	% OF BUDGET	BUDGET BALANCE
<u>REVENUE SUMMARY</u>					
5500-OTHER REVENUES	<u>2,400.00</u>	<u>214.75</u>	<u>2,320.34</u>	<u>96.68</u>	<u>79.66</u>
TOTAL REVENUES	<u>2,400.00</u>	<u>214.75</u>	<u>2,320.34</u>	<u>96.68</u>	<u>79.66</u>
<u>EXPENDITURE SUMMARY</u>					
93-HOMESTEAD AMMENITIES	<u>58,359.00</u>	<u>0.00</u>	<u>0.00</u>	<u>0.00</u>	<u>58,359.00</u>
TOTAL EXPENDITURES	<u>58,359.00</u>	<u>0.00</u>	<u>0.00</u>	<u>0.00</u>	<u>58,359.00</u>
REVENUES OVER/ (UNDER) EXPENDITURES	(55,959.00)	214.75	2,320.34	(58,279.34)

TOWN OF SUNNYVALE
 REVENUE & EXPENSE REPORT (UNAUDITED)
 AS OF: AUGUST 31ST, 2020

93 -HOMESTEAD AMENITIES FUND

91.67% OF FISCAL YEAR

REVENUES	CURRENT BUDGET	CURRENT PERIOD	YEAR TO DATE ACTUAL	% OF BUDGET	BUDGET BALANCE
<hr/>					
5500-OTHER REVENUES					
93-5510 INTEREST EARNED	<u>2,400.00</u>	<u>214.75</u>	<u>2,320.34</u>	<u>96.68</u>	<u>79.66</u>
TOTAL 5500-OTHER REVENUES	<u>2,400.00</u>	<u>214.75</u>	<u>2,320.34</u>	<u>96.68</u>	<u>79.66</u>
<hr/>					
TOTAL REVENUES	<u>2,400.00</u>	<u>214.75</u>	<u>2,320.34</u>	<u>96.68</u>	<u>79.66</u>
	=====	=====	=====	=====	=====

TOWN OF SUNNYVALE
 REVENUE & EXPENSE REPORT (UNAUDITED)
 AS OF: AUGUST 31ST, 2020

93 -HOMESTEAD AMENITIES FUND
 93-HOMESTEAD AMMENITIES

91.67% OF FISCAL YEAR

DEPARTMENTAL EXPENDITURES	CURRENT BUDGET	CURRENT PERIOD	YEAR TO DATE ACTUAL	% OF BUDGET	BUDGET BALANCE
<u>CAPITAL OUTLAYS & PROJEC</u>					
93-693-6710 ROAD MAINTENANCE	<u>58,359.00</u>	<u>0.00</u>	<u>0.00</u>	<u>0.00</u>	<u>58,359.00</u>
TOTAL CAPITAL OUTLAYS & PROJEC	58,359.00	0.00	0.00	0.00	58,359.00
TOTAL 93-HOMESTEAD AMMENITIES	58,359.00	0.00	0.00	0.00	58,359.00
TOTAL EXPENDITURES	<u>58,359.00</u>	<u>0.00</u>	<u>0.00</u>	<u>0.00</u>	<u>58,359.00</u>
REVENUES OVER/(UNDER) EXPENDITURES	(55,959.00)	214.75	2,320.34	(58,279.34)	

TOWN OF SUNNYVALE
 REVENUE & EXPENSE REPORT (UNAUDITED)
 AS OF: AUGUST 31ST, 2020

97 -SPECIAL REVENUE
 FINANCIAL SUMMARY

91.67% OF FISCAL YEAR

	CURRENT BUDGET	CURRENT PERIOD	YEAR TO DATE ACTUAL	% OF BUDGET	BUDGET BALANCE
<u>REVENUE SUMMARY</u>					
5000-FRANCHISE FEES	401,959.25	0.00	231,323.87	57.55	170,635.38
5100-TAXES	0.00	0.00	4,423.33	0.00	(4,423.33)
5200-CHARGES FOR SERVICES	13,500.00	0.00	13,500.00	100.00	0.00
5400-TRANSFERS IN	11,500.00	0.00	4,412.96	38.37	7,087.04
5500-OTHER REVENUES	<u>4,500.00</u>	<u>0.00</u>	<u>0.00</u>	<u>0.00</u>	<u>4,500.00</u>
TOTAL REVENUES	<u>431,459.25</u>	<u>0.00</u>	<u>253,660.16</u>	<u>58.79</u>	<u>177,799.09</u>
<u>EXPENDITURE SUMMARY</u>					
97-SPECIAL REVENUE	<u>628,898.58</u>	<u>146,379.08</u>	<u>258,643.43</u>	<u>41.13</u>	<u>370,255.15</u>
TOTAL EXPENDITURES	<u>628,898.58</u>	<u>146,379.08</u>	<u>258,643.43</u>	<u>41.13</u>	<u>370,255.15</u>
REVENUES OVER/(UNDER) EXPENDITURES	(197,439.33)	(146,379.08)	(4,983.27)		(192,456.06)

TOWN OF SUNNYVALE
 REVENUE & EXPENSE REPORT (UNAUDITED)
 AS OF: AUGUST 31ST, 2020

97 -SPECIAL REVENUE

91.67% OF FISCAL YEAR

REVENUES	CURRENT BUDGET	CURRENT PERIOD	YEAR TO DATE ACTUAL	% OF BUDGET	BUDGET BALANCE
<u>5000-FRANCHISE FEES</u>					
97-5002 DONATIONS - ANIMAL CONTROL	13,842.80	0.00	13,842.80	100.00	0.00
97-5003 DONATIONS - LIBRARY	300.00	0.00	300.00	100.00	0.00
97-5004 DONATIONS - SPECIAL EVENTS	2,505.00	0.00	2,505.00	100.00	0.00
97-5005 CARES ACT - HHS STIMULUS	4,056.45	0.00	4,056.45	100.00	0.00
97-5006 CARES ACT - COVID19	376,255.00	0.00	205,619.62	54.65	170,635.38
97-5007 DONATIONS - FIRE DEPT	<u>5,000.00</u>	<u>0.00</u>	<u>5,000.00</u>	<u>100.00</u>	<u>0.00</u>
TOTAL 5000-FRANCHISE FEES	401,959.25	0.00	231,323.87	57.55	170,635.38
<u>5100-TAXES</u>					
97-5105 FIRE TRAINING	<u>0.00</u>	<u>0.00</u>	<u>4,423.33</u>	<u>0.00</u>	<u>(4,423.33)</u>
TOTAL 5100-TAXES	0.00	0.00	4,423.33	0.00	(4,423.33)
<u>5200-CHARGES FOR SERVICES</u>					
97-5200 DONATIONS - TREE MITIGATION	<u>13,500.00</u>	<u>0.00</u>	<u>13,500.00</u>	<u>100.00</u>	<u>0.00</u>
TOTAL 5200-CHARGES FOR SERVICES	13,500.00	0.00	13,500.00	100.00	0.00
<u>5300-PERMITS, FEES & FINE</u>					
<u>5400-TRANSFERS IN</u>					
97-5400 COLLECTIONS - COURT TECHNOLOGY	6,500.00	0.00	0.00	0.00	6,500.00
97-5401 COLLECTIONS - CHILD SAFETY FEE	<u>5,000.00</u>	<u>0.00</u>	<u>4,412.96</u>	<u>88.26</u>	<u>587.04</u>
TOTAL 5400-TRANSFERS IN	11,500.00	0.00	4,412.96	38.37	7,087.04
<u>5500-OTHER REVENUES</u>					
97-5500 COLLECTIONS - COURT SECURITY	<u>4,500.00</u>	<u>0.00</u>	<u>0.00</u>	<u>0.00</u>	<u>4,500.00</u>
TOTAL 5500-OTHER REVENUES	4,500.00	0.00	0.00	0.00	4,500.00
TOTAL REVENUES	431,459.25	0.00	253,660.16	58.79	177,799.09
	=====	=====	=====	=====	=====

TOWN OF SUNNYVALE
 REVENUE & EXPENSE REPORT (UNAUDITED)
 AS OF: AUGUST 31ST, 2020

97 -SPECIAL REVENUE
 97-SPECIAL REVENUE

91.67% OF FISCAL YEAR

DEPARTMENTAL EXPENDITURES	CURRENT BUDGET	CURRENT PERIOD	YEAR TO DATE ACTUAL	% OF BUDGET	BUDGET BALANCE
<u>LABOR AND BENEFITS</u>					
97-697-6001 EXPENSES - FIRE DEPARTMENT	5,273.00	0.00	0.00	0.00	5,273.00
97-697-6002 EXPENSES - ANIMAL CONTROL	13,842.80	0.00	1,028.64	7.43	12,814.16
97-697-6005 CARES ACT - HHS STIMULUS	4,056.45	0.00	4,056.45	100.00	0.00
97-697-6006 CARES ACT - COVID19	<u>376,255.00</u>	<u>82,184.81</u>	<u>94,334.38</u>	<u>25.07</u>	<u>281,920.62</u>
TOTAL LABOR AND BENEFITS	399,427.25	82,184.81	99,419.47	24.89	300,007.78
<u>SUPPLIES AND MATERIALS</u>					
97-697-6200 EXPENSES - TREE MITIGATOPM	<u>50,060.00</u>	<u>0.00</u>	<u>0.00</u>	<u>0.00</u>	<u>50,060.00</u>
TOTAL SUPPLIES AND MATERIALS	50,060.00	0.00	0.00	0.00	50,060.00
<u>CONTRACTUAL SERVICES</u>					
97-697-6300 EXPENSES - LIBRARY LONE STAR	456.00	0.00	0.00	0.00	456.00
97-697-6400 EXPENSES - COURT TECHNOLOGY	<u>19,487.00</u>	<u>5,418.00</u>	<u>16,080.63</u>	<u>82.52</u>	<u>3,406.37</u>
TOTAL CONTRACTUAL SERVICES	19,943.00	5,418.00	16,080.63	80.63	3,862.37
<u>TRAINING/DUES/SUBSCRIPT</u>					
97-697-6500 EXPENSES - COURT SECURITY	144,910.00	58,776.27	139,421.00	96.21	5,489.00
97-697-6501 EXPENSES - CHILD SAFETY FEES	9,917.00	0.00	0.00	0.00	9,917.00
97-697-6600 EXPENSES - SPECIAL EVENTS	<u>3,722.33</u>	<u>0.00</u>	<u>3,722.33</u>	<u>100.00</u>	<u>0.00</u>
TOTAL TRAINING/DUES/SUBSCRIPT	158,549.33	58,776.27	143,143.33	90.28	15,406.00
<u>CAPITAL OUTLAYS & PROJEC</u>					
97-697-6700 EXPENSES - DSO	<u>919.00</u>	<u>0.00</u>	<u>0.00</u>	<u>0.00</u>	<u>919.00</u>
TOTAL CAPITAL OUTLAYS & PROJEC	919.00	0.00	0.00	0.00	919.00
TOTAL 97-SPECIAL REVENUE	628,898.58	146,379.08	258,643.43	41.13	370,255.15
TOTAL EXPENDITURES	<u>628,898.58</u>	<u>146,379.08</u>	<u>258,643.43</u>	<u>41.13</u>	<u>370,255.15</u>
REVENUES OVER/(UNDER) EXPENDITURES	(197,439.33)	(146,379.08)	(4,983.27)		(192,456.06)

TOWN OF SUNNYVALE
 REVENUE & EXPENSE REPORT (UNAUDITED)
 AS OF: AUGUST 31ST, 2020

98 -PEG CAPITAL ACCESS FUND
 FINANCIAL SUMMARY

91.67% OF FISCAL YEAR

	CURRENT BUDGET	CURRENT PERIOD	YEAR TO DATE ACTUAL	% OF BUDGET	BUDGET BALANCE
<u>REVENUE SUMMARY</u>					
5500-OTHER REVENUES	<u>500.00</u>	<u>44.27</u>	<u>478.36</u>	<u>95.67</u>	<u>21.64</u>
TOTAL REVENUES	<u>500.00</u>	<u>44.27</u>	<u>478.36</u>	<u>95.67</u>	<u>21.64</u>
<u>EXPENDITURE SUMMARY</u>					
REVENUES OVER/ (UNDER) EXPENDITURES	<u>500.00</u>	<u>44.27</u>	<u>478.36</u>		<u>21.64</u>

TOWN OF SUNNYVALE
 REVENUE & EXPENSE REPORT (UNAUDITED)
 AS OF: AUGUST 31ST, 2020

98 -PEG CAPITAL ACCESS FUND

91.67% OF FISCAL YEAR


REVENUES	CURRENT BUDGET	CURRENT PERIOD	YEAR TO DATE ACTUAL	% OF BUDGET	BUDGET BALANCE
5000-FRANCHISE FEES					
5500-OTHER REVENUES					
98-5510 INTEREST EARNED	<u>500.00</u>	<u>44.27</u>	<u>478.36</u>	<u>95.67</u>	<u>21.64</u>
TOTAL 5500-OTHER REVENUES	<u>500.00</u>	<u>44.27</u>	<u>478.36</u>	<u>95.67</u>	<u>21.64</u>
TOTAL REVENUES	<u>500.00</u>	<u>44.27</u>	<u>478.36</u>	<u>95.67</u>	<u>21.64</u>

TOWN OF SUNNYVALE
REVENUE & EXPENSE REPORT (UNAUDITED)
AS OF: AUGUST 31ST, 2020

98 -PEG CAPITAL ACCESS FUND
98-PEG CAPITAL FEE

91.67% OF FISCAL YEAR

DEPARTMENTAL EXPENDITURES	CURRENT BUDGET	CURRENT PERIOD	YEAR TO DATE ACTUAL	% OF BUDGET	BUDGET BALANCE
LABOR AND BENEFITS					
REVENUES OVER/(UNDER) EXPENDITURES	500.00	44.27	478.36		21.64



Town of Sunnyvale 4A

Monthly Finance Report

August 31, 2020

Budget: Net Revenues/Expenses: Budget = \$ (2,348,358.05) Actual = \$ (2,339,681.67)

Highlights:

Revenues:	MTD =	\$ -	YTD =	\$ 446,255.87
Expenses:	MTD =	\$ 23,950.74	YTD =	\$ 2,785,937.54
Net:		\$ (23,950.74)		\$ (2,339,681.67)

Revenues: Sales Tax recorded YTD is \$389,460.12 (6 months actual). Interest earned YTD is \$3,536.32. Special Assessment receipts YTD total \$53,259.43.

Expenses: The YTD expenses total \$2,785,937.54. The MTD expenses include routine payroll, and Hope Coffee (performance agreement payment).

4A EDC Fund Summary		Budget 2019-2020	As of 08/31/2020
	Beginning Fund Balance (unaudited)	2,767,766	2,767,766
Revenue Summary			
	Sales Tax	389,460	389,460
	Transfers In (Special Assessments)	53,260	53,259
	Interest	3,536	3,536
	Total Revenues	446,256	446,256
Expenditure Summary			
	Operating Expenditures	2,794,614	2,785,938
	Total Expenditures	2,794,614	2,785,938
	Excess or (Deficit) Revenue/Expenditures	(2,348,358)	(2,339,682)
	Total Fund Balance	419,408	428,084

91 -4A SALES TAX CORPORATION

ACCOUNT #	ACCOUNT DESCRIPTION	BALANCE	
ASSETS			
=====			
91-1110	4A ESCROW ACCOUNT	<u>473,921.84</u>	<u>473,921.84</u>
	TOTAL ASSETS		473,921.84
			=====
LIABILITIES			
=====			
91-2181	DUE TO GENERAL FUND	<u>45,837.93</u>	
	TOTAL LIABILITIES		<u>45,837.93</u>
EQUITY			
=====			
91-3117	UNRESERVED FUND BALANCE	<u>2,767,765.58</u>	
	TOTAL BEGINNING EQUITY	2,767,765.58	
	TOTAL REVENUE	446,255.87	
	TOTAL EXPENSES	<u>2,785,937.54</u>	
	TOTAL REVENUE OVER/(UNDER) EXPENSES	(2,339,681.67)	
	TOTAL EQUITY & REV. OVER/(UNDER) EXP.	<u>428,083.91</u>	
	TOTAL LIABILITIES, EQUITY & REV.OVER/(UNDER) EXP.		473,921.84
			=====

TOWN OF SUNNYVALE
REVENUE & EXPENSE REPORT (UNAUDITED)
AS OF: AUGUST 31ST, 2020

91 -4A SALES TAX CORPORATION
FINANCIAL SUMMARY

91.67% OF FISCAL YEAR

	CURRENT BUDGET	CURRENT PERIOD	YEAR TO DATE ACTUAL	% OF BUDGET	BUDGET BALANCE
<u>REVENUE SUMMARY</u>					
5100-TAXES	442,720.12	0.00	442,719.55	100.00	0.57
5500-OTHER REVENUES	<u>3,536.32</u>	<u>0.00</u>	<u>3,536.32</u>	<u>100.00</u>	<u>0.00</u>
TOTAL REVENUES	<u>446,256.44</u>	<u>0.00</u>	<u>446,255.87</u>	<u>100.00</u>	<u>0.57</u>
<u>EXPENDITURE SUMMARY</u>					
91-4A SALES TAX CORPORATI	<u>2,794,614.49</u>	<u>23,950.74</u>	<u>2,785,937.54</u>	<u>99.69</u>	<u>8,676.95</u>
TOTAL EXPENDITURES	<u>2,794,614.49</u>	<u>23,950.74</u>	<u>2,785,937.54</u>	<u>99.69</u>	<u>8,676.95</u>
REVENUES OVER/(UNDER) EXPENDITURES	(2,348,358.05)	(23,950.74)	(2,339,681.67)		(8,676.38)

TOWN OF SUNNYVALE
REVENUE & EXPENSE REPORT (UNAUDITED)
AS OF: AUGUST 31ST, 2020

91 -4A SALES TAX CORPORATION

91.67% OF FISCAL YEAR

REVENUES	CURRENT BUDGET	CURRENT PERIOD	YEAR TO DATE ACTUAL	% OF BUDGET	BUDGET BALANCE
<u>5100-TAXES</u>					
91-5111 INTERGOVERNMENTAL TRANSFER IN	53,260.00	0.00	53,259.43	100.00	0.57
91-5140 SALES TAX RECEIPTS	<u>389,460.12</u>	<u>0.00</u>	<u>389,460.12</u>	<u>100.00</u>	<u>0.00</u>
TOTAL 5100-TAXES	442,720.12	0.00	442,719.55	100.00	0.57
<u>5300-PERMITS, FEES & FINE</u>					
<u>5500-OTHER REVENUES</u>					
91-5510 INTEREST EARNED	<u>3,536.32</u>	<u>0.00</u>	<u>3,536.32</u>	<u>100.00</u>	<u>0.00</u>
TOTAL 5500-OTHER REVENUES	3,536.32	0.00	3,536.32	100.00	0.00
TOTAL REVENUES	<u>446,256.44</u>	<u>0.00</u>	<u>446,255.87</u>	<u>100.00</u>	<u>0.57</u>

TOWN OF SUNNYVALE
 REVENUE & EXPENSE REPORT (UNAUDITED)
 AS OF: AUGUST 31ST, 2020

91 -4A SALES TAX CORPORATION
 91-4A SALES TAX CORPORATI

91.67% OF FISCAL YEAR

DEPARTMENTAL EXPENDITURES	CURRENT BUDGET	CURRENT PERIOD	YEAR TO DATE ACTUAL	% OF BUDGET	BUDGET BALANCE
<u>LABOR AND BENEFITS</u>					
91-691-6000 WAGES & SALARIES	50,050.00	3,643.04	36,474.21	72.88	13,575.79
91-691-6002 TMRS	5,050.00	0.00	3,977.16	78.76	1,072.84
91-691-6004 PAYROLL TAXES	3,830.00	0.00	2,541.00	66.34	1,289.00
91-691-6005 EMPLOYEE INSURANCE	3,780.00	307.70	1,845.55	48.82	1,934.45
91-691-6009 CAR/MILEAGE ALLOWANCE	<u>3,000.00</u>	<u>0.00</u>	<u>1,000.00</u>	<u>33.33</u>	<u>2,000.00</u>
TOTAL LABOR AND BENEFITS	65,710.00	3,950.74	45,837.92	69.76	19,872.08
<u>SUPPLIES AND MATERIALS</u>					
<u>CONTRACTUAL SERVICES</u>					
91-691-6371 PROMOTIONAL SERVICES	<u>1,493.25</u>	<u>0.00</u>	<u>1,493.25</u>	<u>100.00</u>	<u>0.00</u>
TOTAL CONTRACTUAL SERVICES	1,493.25	0.00	1,493.25	100.00	0.00
<u>TRAINING/DUES/SUBSCRIPT</u>					
<u>CAPITAL OUTLAYS & PROJEC</u>					
91-691-6751 LEGAL SERVICES	7,500.00	0.00	2,777.50	37.03	4,722.50
91-691-6755 BOND BRIDGE PAYMENTS	35,164.00	0.00	31,081.63	88.39	4,082.37
91-691-6830 OUTSIDE TRAINING EXPENSE	350.00	0.00	350.00	100.00	0.00
91-691-6890 OTHER MISCELLANEOUS EXPENSE	1,279.24	0.00	1,279.24	100.00	0.00
91-691-6891 TRANSFERS OUT INDIRECT COSTS	2,383,452.00	0.00	15,000.00	0.63	2,368,452.00
91-691-6892 TRANSFER OUT GF EDC	<u>0.00</u>	<u>0.00</u>	<u>2,368,452.00</u>	<u>0.00</u>	<u>(2,368,452.00)</u>
TOTAL CAPITAL OUTLAYS & PROJEC	2,427,745.24	0.00	2,418,940.37	99.64	8,804.87
<u>CAPITAL-TOWN IMPROVEMENT</u>					
<u>MARKETING & INCENTIVES</u>					
91-691-9422 CAPITAL IMPROVEMENTS	205,916.00	0.00	205,916.00	100.00	0.00
91-691-9424 INCENTIVES	<u>93,750.00</u>	<u>20,000.00</u>	<u>113,750.00</u>	<u>121.33</u>	<u>(20,000.00)</u>
TOTAL MARKETING & INCENTIVES	299,666.00	20,000.00	319,666.00	106.67	(20,000.00)
<u>CAPITAL-PARK/REC IMPROVEM</u>					
TOTAL 91-4A SALES TAX CORPORATI	2,794,614.49	23,950.74	2,785,937.54	99.69	8,676.95
TOTAL EXPENDITURES	<u>2,794,614.49</u>	<u>23,950.74</u>	<u>2,785,937.54</u>	<u>99.69</u>	<u>8,676.95</u>
REVENUES OVER/(UNDER) EXPENDITURES	(2,348,358.05)	(23,950.74)	(2,339,681.67)		(8,676.38)



Town of Sunnyvale 4B Monthly Finance Report

August 31, 2020

Budget: Net Revenues/Expenses: Budget = \$ (1,298,660.00) Actual = \$ 17,442.64

Highlights:

Revenues:	MTD =	\$ 83,265.47	YTD =	\$ 757,180.37
Expenses:	MTD =	\$ 49,395.79	YTD =	\$ 739,737.73
Net:		\$ 33,869.68		\$ 17,442.64

Revenues: Sales Tax recorded YTD is \$748,292.63 (2 months accrual, 9 months actual). Interest earned YTD is \$8,887.74.

Expenses: The YTD expenses total \$739,737.73. The MTD expenses include routine payroll, Paradise Lawns (landscape maintenance at four corners), TruGreen (fertilizer applications at Vineyard, Jobson, and Town Center parks), World Economic Development (marketing software for industrial/commercial development prospects), Hope Coffee (Performance agreement), Half Associates (professional services for Glazer project), Sunnyvale US 80 & Collins LP (Long Creek Crossing development water line upgrade), Brown & Hofmeister (legal fees), and Dallas Morning News (subscription renewal).

4B EDC Fund Summary	Budget 2019-2020	As of 08/31/2020
Beginning Fund Balance (unaudited)	3,139,574	3,139,574
Revenue Summary		
Sales Tax	776,250	748,293
Interest	7,800	8,888
Total Revenues	784,050	757,180
Expenditure Summary		
Operating Expenditures	2,082,710	739,738
Total Expenditures	2,082,710	739,738
Excess or (Deficit) Revenue/Expenditures	(1,298,660)	17,443
Total Fund Balance	1,840,914	3,157,016

92 -4B SALES TAX CORPORATION

ACCOUNT #	ACCOUNT DESCRIPTION	BALANCE	
ASSETS			
=====			
92-1113	4B EDC BANK ACCT	3,069,104.55	
92-1441	SALES TAX ACCRUAL	<u>143,750.00</u>	
			<u>3,212,854.55</u>
TOTAL ASSETS			3,212,854.55
=====			
LIABILITIES			
=====			
92-2181	DUE TO GENERAL FUND	<u>55,838.14</u>	
	TOTAL LIABILITIES		<u>55,838.14</u>
EQUITY			
=====			
92-3117	UNRESERVED FUND BALANCE	<u>3,139,573.77</u>	
	TOTAL BEGINNING EQUITY	3,139,573.77	
TOTAL REVENUE		757,180.37	
TOTAL EXPENSES		<u>739,737.73</u>	
TOTAL REVENUE OVER/(UNDER) EXPENSES		17,442.64	
TOTAL EQUITY & REV. OVER/(UNDER) EXP.			<u>3,157,016.41</u>
TOTAL LIABILITIES, EQUITY & REV.OVER/(UNDER) EXP.			3,212,854.55
=====			

TOWN OF SUNNYVALE
 REVENUE & EXPENSE REPORT (UNAUDITED)
 AS OF: AUGUST 31ST, 2020

92 -4B SALES TAX CORPORATION
 FINANCIAL SUMMARY

91.67% OF FISCAL YEAR

	CURRENT BUDGET	CURRENT PERIOD	YEAR TO DATE ACTUAL	% OF BUDGET	BUDGET BALANCE
<u>REVENUE SUMMARY</u>					
5100-TAXES	776,250.00	82,442.90	748,292.63	96.40	27,957.37
5500-OTHER REVENUES	<u>7,800.00</u>	<u>822.57</u>	<u>8,887.74</u>	<u>113.95</u>	<u>(1,087.74)</u>
TOTAL REVENUES	<u>784,050.00</u>	<u>83,265.47</u>	<u>757,180.37</u>	<u>96.57</u>	<u>26,869.63</u>
<u>EXPENDITURE SUMMARY</u>					
92-4B SALES TAX CORPORATI	<u>2,082,710.00</u>	<u>49,395.79</u>	<u>739,737.73</u>	<u>35.52</u>	<u>1,342,972.27</u>
TOTAL EXPENDITURES	<u>2,082,710.00</u>	<u>49,395.79</u>	<u>739,737.73</u>	<u>35.52</u>	<u>1,342,972.27</u>
REVENUES OVER/ (UNDER) EXPENDITURES	(1,298,660.00)	33,869.68	17,442.64		(1,316,102.64)

TOWN OF SUNNYVALE
 REVENUE & EXPENSE REPORT (UNAUDITED)
 AS OF: AUGUST 31ST, 2020

92 -4B SALES TAX CORPORATION

91.67% OF FISCAL YEAR

REVENUES	CURRENT BUDGET	CURRENT PERIOD	YEAR TO DATE ACTUAL	% OF BUDGET	BUDGET BALANCE
<u>5100-TAXES</u>					
92-5140 SALES TAX RECEIPTS	<u>776,250.00</u>	<u>82,442.90</u>	<u>748,292.63</u>	<u>96.40</u>	<u>27,957.37</u>
TOTAL 5100-TAXES	776,250.00	82,442.90	748,292.63	96.40	27,957.37
<u>5400-TRANSFERS IN</u>					
<u>5500-OTHER REVENUES</u>					
92-5510 INTEREST EARNED	<u>7,800.00</u>	<u>822.57</u>	<u>8,887.74</u>	<u>113.95</u>	<u>(1,087.74)</u>
TOTAL 5500-OTHER REVENUES	7,800.00	822.57	8,887.74	113.95	(1,087.74)
TOTAL REVENUES	<u>784,050.00</u>	<u>83,265.47</u>	<u>757,180.37</u>	<u>96.57</u>	<u>26,869.63</u>

TOWN OF SUNNYVALE
 REVENUE & EXPENSE REPORT (UNAUDITED)
 AS OF: AUGUST 31ST, 2020

92 -4B SALES TAX CORPORATION
 92-4B SALES TAX CORPORATI

91.67% OF FISCAL YEAR

DEPARTMENTAL EXPENDITURES	CURRENT BUDGET	CURRENT PERIOD	YEAR TO DATE ACTUAL	% OF BUDGET	BUDGET BALANCE
<u>LABOR AND BENEFITS</u>					
92-692-6000 WAGES & SALARIES	50,050.00	3,643.08	36,474.62	72.88	13,575.38
92-692-6002 TMRS	5,050.00	0.00	3,977.14	78.76	1,072.86
92-692-6004 PAYROLL TAXES	3,830.00	0.00	2,540.82	66.34	1,289.18
92-692-6005 EMPLOYEE INSURANCE	3,780.00	307.70	1,845.55	48.82	1,934.45
92-692-6009 CAR/MILEAGE ALLOWANCE	<u>3,000.00</u>	<u>0.00</u>	<u>1,000.00</u>	<u>33.33</u>	<u>2,000.00</u>
TOTAL LABOR AND BENEFITS	65,710.00	3,950.78	45,838.13	69.76	19,871.87
<u>SUPPLIES AND MATERIALS</u>					
<u>CONTRACTUAL SERVICES</u>					
92-692-6370 MAINTENANCE AT FOUR CORNERS	15,000.00	807.91	9,863.31	65.76	5,136.69
92-692-6371 PROMOTIONAL SERVICES	77,625.00	3,950.00	10,087.41	13.00	67,537.59
92-692-6377 PARK MAINTENANCE	<u>75,000.00</u>	<u>3,075.40</u>	<u>20,480.04</u>	<u>27.31</u>	<u>54,519.96</u>
TOTAL CONTRACTUAL SERVICES	167,625.00	7,833.31	40,430.76	24.12	127,194.24
<u>TRAINING/DUES/SUBSCRIPT</u>					
92-692-6512 GENERAL OFFICE SUPPLIES	3,000.00	0.00	2,950.67	98.36	49.33
92-692-6513 DUES, SUBSCRIPTIONS, MEMBERSHI	<u>11,500.00</u>	<u>180.12</u>	<u>9,453.11</u>	<u>82.20</u>	<u>2,046.89</u>
TOTAL TRAINING/DUES/SUBSCRIPT	14,500.00	180.12	12,403.78	85.54	2,096.22
<u>CAPITAL OUTLAYS & PROJEC</u>					
92-692-6742 PLANNING	100,000.00	339.58	8,221.48	8.22	91,778.52
92-692-6751 LEGAL SERVICES	10,000.00	180.00	11,958.70	119.59	(1,958.70)
92-692-6830 OUTSIDE TRAINING EXPENSE	3,500.00	0.00	1,670.40	47.73	1,829.60
92-692-6890 OTHER MISCELLANEOUS EXPENSE	12,000.00	0.00	9,847.90	82.07	2,152.10
92-692-6891 TRANSFERS OUT INDIRECT COSTS	<u>228,000.00</u>	<u>0.00</u>	<u>228,000.00</u>	<u>100.00</u>	<u>0.00</u>
TOTAL CAPITAL OUTLAYS & PROJEC	353,500.00	519.58	259,698.48	73.46	93,801.52
<u>CAPITAL-BUILDING IMPROVEM</u>					
<u>CAPITAL-TOWN IMPROVEMENT</u>					
92-692-9210 INCENTIVES	403,875.00	32,442.00	151,192.00	37.44	252,683.00
92-692-9211 TOWN BEAUTIFICATION	25,000.00	0.00	4,782.19	19.13	20,217.81
92-692-9213 PARKS AND TRAILS	<u>265,000.00</u>	<u>0.00</u>	<u>203,257.84</u>	<u>76.70</u>	<u>61,742.16</u>
TOTAL CAPITAL-TOWN IMPROVEMENT	693,875.00	32,442.00	359,232.03	51.77	334,642.97
<u>MARKETING & INCENTIVES</u>					
<u>CAPITAL IMPROVEMENTS</u>					
<u>CAPITAL-PARK/REC IMPROVEM</u>					
92-692-9726 VINEYARD PARK IMPROVEMENTS	180,000.00	0.00	0.00	0.00	180,000.00
92-692-9729 GLAZER PARK IMPROVEMENTS	50,000.00	4,470.00	11,934.55	23.87	38,065.45
92-692-9730 REGIONAL RAILS TO TRAILS	<u>557,500.00</u>	<u>0.00</u>	<u>10,200.00</u>	<u>1.83</u>	<u>547,300.00</u>
TOTAL CAPITAL-PARK/REC IMPROVEM	787,500.00	4,470.00	22,134.55	2.81	765,365.45
TOTAL 92-4B SALES TAX CORPORATI	2,082,710.00	49,395.79	739,737.73	35.52	1,342,972.27

TOWN OF SUNNYVALE
 REVENUE & EXPENSE REPORT (UNAUDITED)
 AS OF: AUGUST 31ST, 2020

92 -4B SALES TAX CORPORATION
 92-4B SALES TAX CORPORATI

91.67% OF FISCAL YEAR

DEPARTMENTAL EXPENDITURES	CURRENT BUDGET	CURRENT PERIOD	YEAR TO DATE ACTUAL	% OF BUDGET	BUDGET BALANCE
TOTAL EXPENDITURES	2,082,710.00	49,395.79	739,737.73	35.52	1,342,972.27
REVENUES OVER/(UNDER) EXPENDITURES	(1,298,660.00)	33,869.68	17,442.64		(1,316,102.64)

**TOWN OF SUNNYVALE
INVESTMENT REPORT
August 31, 2020**

INVESTMENT TYPE	DESCRIPTION	MATURITY DATE	RATE	RATE CHANGE	INVESTMENT VALUE	INVESTMENT VALUE	NET	
					08/31/2020	07/31/2020	CHANGE	
General Fund	Checking Account	N/A	0.00%		1,957,959	3,107,222	-1,149,263	
General Fund	Money Market	N/A	0.75%	0.00%	4,937,854	4,934,711	3,144	
General Fund - Collins Road Improvem	TexSTAR -MM	N/A	0.16%	-0.04%	982,147	982,010	137	
Tax Notes - Public Safety/Infrastructur	Checking Account	N/A	0.00%		2,083,529	2,144,259	-60,729	
General Fund - 2019 CO's	TexSTAR -MM	N/A	0.16%	-0.04%	6,377,373	6,376,482	891	
General Fund - 2020 CO's	TexSTAR -MM	N/A	0.16%	-0.04%	10,804,495	10,802,986	1,509	
General Fund Economic Development	Money Market	N/A	0.75%	0.00%	2,369,546	2,368,452	1,094	
11 Ledger								
					General Fund Total	<u>29,512,905</u>	<u>30,716,122</u>	<u>-1,203,217</u>
Road Impact Fees	Money Market	N/A	0.75%	0.00%	2,129,981	2,107,401	22,580	
25 Ledger								
					Road Impact Fund Total	<u>2,129,981</u>	<u>2,107,401</u>	<u>22,580</u>
Debt Service								
24 Ledger								
Series 2017								
Collins Road Expansion								
02/15/2020 130,000								
08/15/2020 <u>139,550</u>								
<u>269,550</u>								
Debt Service	Money Market	N/A	0.75%	0.00%	212,277	481,894	-269,617	
24 Ledger								
					Debt Service Fund Total	<u>212,277</u>	<u>481,894</u>	<u>-269,617</u>
General Fund Grand Total \$					<u>31,855,163</u>	<u>33,305,417</u>	<u>-1,450,254</u>	
Debt Service								
24 Ledger								
2013 Refi								
Town Hall, Bridge, SC, WL								
02/15/2020 175,000								
08/15/2020 <u>56,475</u>								
<u>231,475</u>								
2014								
Public Safety Ctr								
02/15/2020 125,000								
08/15/2020 <u>3,015</u>								
<u>128,015</u>								
2019								
CO's Series 2019								
08/15/2020 135,844								
<u>135,844</u>								
Water Revenue Fund	Checking Account	N/A	0.00%		3,394,649	2,918,518	476,131	
21 Ledger	Money Market	N/A	0.75%	0.00%	1,856,135	1,854,954	1,182	
73 Ledger								
					Water Revenue Fund Total	<u>5,250,784</u>	<u>4,773,471</u>	<u>477,313</u>
Debt Service								
24 Ledger								
2020 Refi								
Water Tower								
02/15/2020 150,516								
08/15/2020 <u>57,339</u>								
<u>207,855</u>								
Water Impact Fees:	Money Market	N/A	0.75%	0.00%	1,487,061	1,484,943	2,118	
28 Ledger								
					Water Impact Fund Total	<u>1,487,061</u>	<u>1,484,943</u>	<u>2,118</u>
Debt Service - Water Impact Fund								
28 Ledger								
2013 Refi								
Water Line Improvements								
02/15/2020 150,000								
08/15/2020 <u>42,825</u>								
<u>192,825</u>								
Sewer Impact Fees:	Money Market	N/A	0.75%	0.00%	642,645	638,453	4,192	
28 Ledger								
					Sewer Impact Fund Total	<u>642,645</u>	<u>638,453</u>	<u>4,192</u>
Water Fund Grand Total					<u>7,380,490</u>	<u>6,896,867</u>	<u>483,623</u>	
OTHER FUNDS:								
PEG Capital Access:								
98 Ledger	Money Market	N/A	0.75%	0.00%	69,540	69,496	44	
					Fund Total	<u>69,540</u>	<u>69,496</u>	<u>44</u>
Homestead Amenities:								
93 Ledger	Money Market	N/A	0.75%	0.00%	337,315	337,101	215	
					Fund Total	<u>337,315</u>	<u>337,101</u>	<u>215</u>
4A - Development:								
91 Ledger	4A Escrow Acct	N/A	0.00%		473,922	493,922	-20,000	
					Fund Total	<u>473,922</u>	<u>493,922</u>	<u>-20,000</u>
4B - Development:								
92 Ledger	Checking Acct	N/A	0.00%		1,778,057	1,740,879	37,178	
	Money Market	N/A	0.75%	0.00%	1,292,036	1,291,213	823	
					Fund Total	<u>3,070,093</u>	<u>3,032,092</u>	<u>38,001</u>

This report is prepared in accordance with Chapter 2256 of the Public Funds Investment Act (PFIA). Section 2256.023(a) of the PFIA states that "not less than quarterly, the investment officer shall prepare and submit to the governing body of the entity a written report of the investment transactions for all funds covered by this chapter for the preceding reporting period." This report, which covers the month ending August 31, 2020 is signed by the Town of Sunnyvale's Investment Officers and includes information required by the PFIA. These investment transactions were made in compliance with the PFIA and the Town of Sunnyvale's Investment Policy and Strategy.

Elizabeth Hopkins
Elizabeth Hopkins